

RESEARCH OUTPUTS / RÉSULTATS DE RECHERCHE

SSL-SLR: Self-Supervised Representation Learning for Sign Language Recognition

Basso Madjoukeng, Ariel; Fink, Jerome; Poitier, Pierre; Kenmogne, Edith Belise; Frénay, Benoît

Published in:

Transactions on Machine Learning Research

Publication date:

2026

Document Version

Publisher's PDF, also known as Version of record

[Link to publication](#)

Citation for published version (HARVARD):

Basso Madjoukeng, A, Fink, J, Poitier, P, Kenmogne, EB & Frénay, B 2026, 'SSL-SLR: Self-Supervised Representation Learning for Sign Language Recognition', *Transactions on Machine Learning Research*, vol. 2026-March, no. 2.

General rights

Copyright and moral rights for the publications made accessible in the public portal are retained by the authors and/or other copyright owners and it is a condition of accessing publications that users recognise and abide by the legal requirements associated with these rights.

- Users may download and print one copy of any publication from the public portal for the purpose of private study or research.
- You may not further distribute the material or use it for any profit-making activity or commercial gain
- You may freely distribute the URL identifying the publication in the public portal ?

Take down policy

If you believe that this document breaches copyright please contact us providing details, and we will remove access to the work immediately and investigate your claim.

SSL-SLR: Self-Supervised Representation Learning for Sign Language Recognition

Ariel Basso Madjoukeng

University of Namur

ariel.bassodev@mail.com

J erome Fink

University of Namur

jerome.fink@unamur.be

Pierre Poitier

University of Namur

pierre.poitier@unamur.be

Edith B elise Kenmogne

University of Dschang

ebkenmogne@gmail.com

Benoit Frenay

University of Namur

benoit.frenay@unamur.be

Reviewed on OpenReview: https://openreview.net/forum?id=buTZkTXi_jy

Abstract

Sign language recognition (SLR) is a machine learning task aiming to identify signs in videos. Due to the scarcity of annotated data, unsupervised methods like contrastive learning have become promising in this field. They learn meaningful representations by pulling positive pairs (two augmented versions of the same instance) closer and pushing negative pairs (different from the positive pairs) apart. In SLR, only certain parts of the sign videos provide information that is truly useful for their recognition. Applying contrastive methods to SLR raises two issues: (i) contrastive learning methods treat all parts of a video in the same way, without taking into account the relevance of certain parts over others; (ii) shared movements between different signs make negative pairs highly similar, complicating sign discrimination. These issues lead to learning non-discriminative features for sign recognition and poor results in downstream tasks. In response, this paper proposes a self-supervised learning framework designed to learn meaningful representations for SLR. This framework consists of two key components designed to work together: (i) a new self-supervised approach with free-negative pairs; (ii) a new data augmentation technique. This approach shows a considerable gain in accuracy compared to several contrastive and self-supervised methods, across linear evaluation, semi-supervised learning, and transferability between sign languages.

1 Introduction

Sign language recognition is a challenging task that involves identifying signs in videos. Depending on the data format, there exist video-based SLR and image-based SLR. SLR with machine learning is rapidly expanding, but it faces several challenges, particularly in the acquisition of annotated datasets. Indeed, collecting and annotating sign language data requires linguistic expertise that is difficult to find, it is costly and time-consuming (De Coster et al., 2024). As an example, annotating 1 hour of sign videos takes about 100 hours (Renz et al., 2021). For this reason, sign language suffers from a scarcity of annotated data.

Recent studies have turned to unsupervised methods such as contrastive representation learning. It offers a promising solution enabling deep learning models to train without supervision by leveraging data aug-

mentations. Once pre-trained on unannotated sign language data, the model can then be fine-tuned on less available data and achieve good results (Madjoukeng et al., 2025a;b). Most contrastive approaches generate positive and negative pairs (Chen et al., 2020a; He et al., 2020) then learn similarities and dissimilarities from them. A positive pair is usually created by applying an augmentation to an instance, while negative pairs consist of different instances from the dataset. As an example, for an image, a positive pair consists of the image with a new color distortion and the rotated image.

Li et al. (2020b) show that contrastive approaches can generate negative pairs with similar semantic characteristics, resulting in a poorly discriminated latent space. This issue is amplified in sign language where distinct signs may share similar movements (Vogler & Metaxas, 2004) and there are several signs that share similar hand shapes and movements but convey different meanings (Zuo et al., 2023). Approaches without negative (e.g., SimSiam (Chen et al., 2020a), BYOL (Grill et al., 2020)) pairs often require additional components such as an encoder or clustering functions, increasing the complexity of the model. Additionally, sign language videos include repositioning (hand adjustments following a sign) and coarticulation (transitory motions between signs) (Poitier et al., 2024). These movements are generally present in sign language data, but they are not useful for sign discrimination. Thus, not all parts of the signs are relevant for their identification. Contrastive learning approaches are designed to learn invariant representations by leveraging data augmentation. Thus, using contrastive approaches, all representations even those irrelevant for identification are learned. This results in low accuracy during the linear evaluation, poorly discriminated embedding space and limited transferability of learned representations. Methods that focus on local aspects (Xie et al., 2021; He et al., 2020; Bardes et al., 2022) of images are not suitable for this task, as they only concentrate on individual elements, rather than entire segments of the video recording.

In response to the above challenges, this paper proposes a self-supervised framework consisting of two key components: a new self-supervised approach and a new augmentation method. The self-supervised method is designed to be invariant to augmentations by producing similar representations for a sign and its augmented variants. While the proposed data augmentation generates positive pairs by degrading the non-relevant parts of the signs, enabling the self-supervised method to become invariant to those non-relevant parts. The proposed method eliminates the need for negative pairs, additional encoders, or clustering mechanisms and surpasses several well-known contrastive and self-supervised approaches on several SLR tasks.

The results show first an improvement in the accuracy and quality of representations learned by the most popular contrastive architectures, such as SimCLR, MoCo, SimSiam, and BYOL, across several sign language datasets. Second, the achievement of state-of-the-art results on several datasets without requiring a large amount of data from diverse sources like some methods. The rest of this paper is organized as follows: Section 2 presents contrastive learning and several popular methods generally used in SLR. Section 3 presents previous works in SLR; Section 4 shows that not all parts of a sign language video are equally relevant for the recognition; Section 5 presents the proposed approach; Section 6 presents experiments and the discussion; Section 7 presents the ablation of the approach while Section 8 concludes and presents several further perspectives.

2 Contrastive Representation Learning

Contrastive learning enables deep learning models to learn relevant representations without annotations. Many contrastive learning methods exist, each with its own particularities; SimCLR (Chen et al., 2020a) is one of the most popular approaches. At each step, it generates positive pairs through data augmentations, then maximizes the similarity between positive pairs while minimizing the similarity between positive pairs and the negative others. However, in this approach, positive and negative pairs are restricted to the instances within the batch, which limits the learned diversity. MoCo v2 (Chen et al., 2020b) addresses this limitation by introducing a queue to store the batch of the previous iteration and use two encoders. In SimCLR and MoCo v2, many negative pairs that often share similar characteristics are generated. This complicates the discrimination and often yields poorly discriminated embedding space. In response, (Li et al., 2020b) introduced the prototypical contrastive learning (PCL). It follows the MoCo v2 approach, but at each step, it uses the k -means clustering (MacQueen, 1967) on instances from the previous iterations in the queue. The issue with the PCL is the use of a clustering function that requires the predefined number of clusters k .

Modern contrastive methods such as BYOL or SimSiam avoid this issue by using only positive pairs. BYOL uses two encoders (the online and the target), at each step it generates positive pairs which are then passed through an encoder. The online encoder is trained to predict the target encoder. SimSiam for its part employs a straightforward Siamese architecture (Bromley et al., 1993) with one encoder to learn representations from augmentations. These approaches are generally designed and validated for image classification and segmentation tasks. They have been used in the SLR and have yielded interesting results (Kothadiya et al., 2023; Madjoukeng et al., 2025a;b). The next section presents previous works in SLR.

3 Sign Language Recognition

Similar to spoken languages, there exist many sign languages that are different from one region to another. Several SLR approaches have been developed for various sign languages.

For the Argentinian sign language, Masood et al. (2018) proposed a two-level architecture (CNN and LSTM) for the recognition of 46 different signs. They achieved 95.2% accuracy, this accuracy can be attributed by the limited number of classes. (Marais et al., 2022) showed that an InceptionV3-GRU model (Szegedy et al., 2016) trained from scratch achieved 74.22% accuracy on a vocabulary of 64 different signs. In the same sign language, Alyami et al. (2024) benchmarked several architectures and found that the best result (98.25% accuracy) was achieved with a transformer model.

For the French Belgian Sign Language (LSFB), Fink et al. (2021; 2023) introduced a comprehensive dataset containing 4,567 distinct signs, thereby providing a valuable resource for the development and evaluation of sign language recognition systems associated with this region. Leveraging this dataset, they trained a Vision Transformer (Dosovitskiy et al., 2020) architecture from scratch. Despite the complexity and variability inherent in this dataset, their model achieved 54.4% accuracy on a subset of 500 signs.

For the American sign language, Li et al. (2020a) proposed a pose-based Temporal Graph Convolutional Neural Network (Pose-TGCN) for the recognition of the signs of this language. They achieved 55.43 % accuracy on a subset of 100 signs of Word Level American Sign Language (WLASL). Tunga et al. (2021) proposed GCN-BERT, a framework for pose-based SLR that combines a Graph Convolutional Network (GCN) and BERT. This approach yielded an accuracy of 60.15%. Hu et al. (2021) presented SignBERT, a large-scale model pretrained on a vast amount of data using a pretext task of masked visual token reconstruction. After pre-training and fine-tuning their model, they achieved an accuracy of 76.36% on the same subset (100 signs). Zhao et al. (2023) proposed BEST (BERT Pre-training for Sign Language Recognition with Coupling Tokenization), a framework pre-trained on a large amount of data with a pretext task of reconstructing the masked unit (left hand, right hand, etc.). With their approach, they obtained 77.91% accuracy on the same subset. Hu et al. (2023) proposed SignBERT+, an enhancement of SignBERT which incorporates a model-aware hand prior. This improved model achieved 79.84% accuracy. More recently, Jiang et al. (2024) proposed SignCLIP, a large model trained on 500,000 videos and text descriptions from 44 different sign language corpora. The architecture involves two encoders: a video encoder and a text encoder. During the training, both encoders are optimized jointly using a contrastive loss to align video and text representations in a shared latent space. With this approach, the model achieved 46% accuracy on the ASL Citizen dataset.

For the Greek sign language, Adaloglou et al. (2021) conducted an extensive benchmark of several deep learning architectures to determine the most effective model. In their experiments, the best performance was achieved using a hybrid architecture combining an Inception-3D with a bidirectional Long Short-Term Memory (BiLSTM) module. This design allows the model to benefit both from spatiotemporal feature extraction (via Inception-3D) and from temporal sequence modeling (via BiLSTM). With their architecture, they achieved an accuracy of 89.74% on a vocabulary of 310 isolated signs. Recently, on this dataset, Papadimitriou et al. (2024) introduced a multimodal framework that leverages both appearance-based information and skeleton-based information. For the appearance features, they used a ResNet2+1D network, while for skeleton sequences, they employed a spatio-temporal graph convolutional network. When applied to this dataset, the model achieved 96.21% accuracy.

Worldwide, there exist over 150 sign languages, but only a few have enough annotated data to train deep learning models effectively (Bilge et al., 2024). Existing models ((Hu et al., 2021; 2023; Zhao et al., 2023;

Jiang et al., 2024)) rely on huge amounts of data from multiple sign languages to pre-train models, which are then fine-tuned with few annotated data. However, this presents some challenges, indeed pre-training requires large datasets (e.g., 500,000 videos for SignCLIP, 243,000 for SignBERT) from diverse sources, which are sometimes not accessible and require considerable computational resources; additionally, they often lack sign-specific features (Wong et al., 2025). For an effective solution to data scarcity in SLR, instead of pre-training models on vast amounts of data from diverse sources, recent studies are focusing on pre-training the models on unannotated data from a sign language with self-supervised approaches (Ferreira et al., 2022; Madjoukeng et al., 2025a;b; Wong et al., 2025; Gueuwou et al., 2025a;b). In this context, Wong et al. (2025) propose SignRep, a self-supervised learning framework for sign language recognition. Pretrained on YouTube-SL dataset (Tanzer & Zhang, 2024) (a large corpus containing more than 3000 hours of videos across 25 sign languages), they achieved 49.95% accuracy on the ASL dataset during fine-tuning. Madjoukeng et al. (2025a) leveraged contrastive learning techniques based on data augmentation (SimCLR, MoCo, etc.) to learn representations from unannotated sign language data. They pre-trained and fine-tuned several contrastive models on data from a specific sign language without requiring vast amounts of data from diverse sources. Conducted on image-based SLR, this work has yielded remarkable results. By enabling the training of models in an unsupervised manner on a sign language, contrastive approaches provide an innovative solution to address the challenges of scarce annotated data in sign language. Madjoukeng et al. (2025b) show that by using contrastive learning approaches in image-based SLR, it sometimes occurs that the learned representations are not aligned with the sign in the image. They show that by enabling contrastive models to be more focused on the signs in the images, the accuracy and faithfulness of the contrastive models increase. As in image-based SLR, where the sign occupies only a portion of the image, we observe that even for video-based SLR, not all frames in a sequence are equally relevant for sign identification. The next section demonstrates that for sign identification, only certain frames are truly useful.

4 Not All Parts Of A Sign Are Relevant For Its Recognition




Figure 1: Examples of sign steps across three different datasets: LSA (Ronchetti et al., 2023) (first row), ASL (Desai et al., 2023) (second row), and LSFb (Fink et al., 2021) (third row).

Datasets for sign languages are generally created in three ways. In some cases, signers are filmed in a studio performing isolated signs (e.g., LSA). In other cases, isolated signs are segmented from sign language videos and then annotated (e.g., LSFb). In other instances, the signers self-record the signs in a video with their equipment (e.g., ASL Citizen). In all scenarios, several issues occur: for signs recorded in a studio, repositioning movements appear. For signs resulting from segmentation due to segmentation errors,

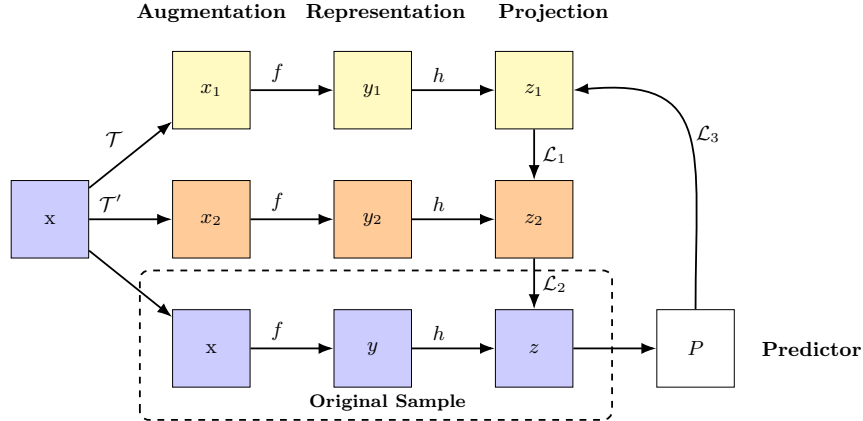


Figure 2: SL-FPN architecture: A sign and its augmented variants are passed through an encoder. SL-FPN optimizes three objectives: (1) minimizing the distance between representations of the two augmented variants; (2) minimizing the distance between representations of one augmented variant and the original instance; and (3) minimizing the distance between representations of the original sample and the other augmented variant using a predictor with a stop-gradient operator.

the beginning or end of a given sign often ends up in another sign. For the signs recorded by the signers themselves, at the beginning of the signs, the signers often turn on the camera, then turn it off after the signs. This leads to movements that are not truly useful for a model for an efficient and realistic discrimination. These movements are neither the essence, nor the frames on which a model should base for the signs discrimination.

To illustrate these movements, Figure 1 presents one instance of signs: *Opaque* (first), *Sweet* (second), *Also* (third), randomly selected from the LSA, LSFb and ASL Citizen datasets. For each of these signs steps, several elements emerge: (i) at the start of the signs, the frame sequences are continuous and follow a consistent direction; (ii) at the end of each sign, repositioning movements are present (ASL Citizen) or sometimes preparing for the start of another sign (LSFB). This illustrates that, to identify a sign neither the initial position nor repositioning to the final position should matter, but rather what happens in between. To learn useful representations, models should focus more on the relevant parts of signs rather than learning representations that are irrelevant for sign identification. The next section presents an efficient self-supervised framework that leverages this argument to produce better representations for SLR.

5 Self-Supervised Framework For Sign Language Recognition (SSL-SLR)

This section presents the proposed self-supervised framework called SSL-SLR. This framework consists of a new self-supervised approach and a novel data augmentation. The first part of this section presents the self-supervised approach and the second the proposed data augmentation.

5.1 A novel self-supervised learning approach with free negative pairs: *SL-FPN*

The proposed SL-FPN aims to eliminate the need for negative pairs, additional clustering functions, or supplementary encoders that increase model complexity, while achieving higher accuracy than other negative-free methods. Generally, self-supervised methods only use either positive pairs or positive and negative pairs without leveraging the original instance. However, since both positive pairs and the original instance represent the same concept (i.e., the same sign in this case), there is no reason not to use them simultaneously during the learning process. This approach leverages both positive pairs and the original instance to enhance training. Figure 2 presents the proposed architecture. For an input x , two augmented versions are generated by randomly applying two different augmentations \mathcal{T} and \mathcal{T}' from an augmentation set. Then, the obtained versions x_1 , x_2 and the original instance x , are each passed through an encoder f and a projection head h .

The representations $z_1 = h(f(x_1))$, $z_2 = h(f(x_2))$, and $z = h(f(x))$ are thus obtained. The goal of SL-FPN is to generate highly similar representations for an instance and its augmented versions. To achieve this, it minimizes the distance between the representations of an input and its augmented counterparts, typically using the Mean Squared Error (MSE) as the loss function. The smaller this distance, the better SL-FPN can produce closely aligned representations in the embedding space for an instance and its augmented variants. Unlike other self-supervised methods such as BYOL (which uses two branches and two encoders) or SimSiam (which uses two branches and a predictor), SL-FPN uses three branches, a single encoder and a predictor. The novelty here does not simply consist of using three branches, but also lies in the way that they are combined during training. Section 7 shows the effect of permuting the order of the three inputs on the accuracy.

As shown in Figure 2, the SL-FPN loss is threefold and consists of: (i) an MSE between the representation of positive pairs (\mathcal{L}_1); (ii) an MSE between the representation of one of the positive pairs (\mathcal{L}_2); and the original sample; (iii) an MSE between a predictor P that aligns the representation of the original sample with an augmented variant. The stop-gradient operator defined as $sg(z_1) = z_1$ is used to consider one representation as constant and prevent gradient propagation along this representation. Like SimSiam or BYOL, it is used as an asymmetrical component, breaking the symmetry between the branches. Hence, in the SL-FPN architecture, the asymmetry is ensured by \mathcal{L}_3 ; without it, SL-FPN does not benefit from any asymmetric component. For n -sized embeddings, the final loss is given by:

$$\mathcal{L}_1 = \frac{1}{n} \|z_1 - z_2\|^2, \quad \mathcal{L}_2 = \frac{1}{n} \|z - z_2\|^2, \quad \mathcal{L}_3 = \frac{1}{n} \|P(z) - sg(z_1)\|^2, \quad \mathcal{L} = \mathcal{L}_1 + \mathcal{L}_2 + \mathcal{L}_3. \quad (1)$$

The training objective aims to minimize $\mathcal{L}(\theta)$, with θ the model parameters. For a set of N samples and ℓ the MSE loss, $\mathcal{L}(\theta)$ is defined as:

$$\mathcal{L}(\theta) = \frac{1}{N} \sum_{i=1}^N [\ell(f_\theta(x_1^i), f_\theta(x_2^i)) + \ell(f_\theta(x^i), f_\theta(x_2^i)) + \ell(P(f_\theta(x^i)), sg(f_\theta(x_1^i)))] \quad (2)$$

By minimizing Equation 2, SL-FPN generates the closest representations for a sign and its augmented versions in the embedding space. During our experiments, we assigned a weight to each fold of the objective function (equation 2), but this did not significantly affect the results. Therefore, for simplicity, we did not include any penalty term.

In representation learning without negative pairs, representation collapse often occurs. It occurs when the model produces the same representations for all input instances. To avoid this issue, several methods exist. Wu et al. (2024) show that layer normalization and skip connections in a transformer encoder can mitigate collapse. Chen et al. (2020a), and Grill et al. (2020) highlight the importance of stop-gradient mechanisms coupled with a predictor to prevent collapse in self-supervised architectures like SimSiam and BYOL. Hence, SL-FPN incorporates these components in its architecture to avoid the collapse solution. The ablation study in Section 7 shows the impact of each of these components in avoiding collapse in the SL-FPN. This approach can be applied to a wide range of computer vision tasks and can yield competitive results. In particular, it can be useful in situations where there is a risk of semantic inconsistency between positive pairs. This is a well-known issue in contrastive learning, where positive pairs may no longer share the same semantic information (Guo & Shi, 2023). In such cases, by leveraging the original instance, SL-FPN can prove to be very effective unlike other self-supervised approaches.

With the proposed SL-FPN architecture alone, the challenge of ensuring the relevance of the learned representations remains. Indeed, there is no guarantee that it will focus on features truly discriminative for sign identification. To address this issue, the next section introduces a new data augmentation strategy designed to help SL-FPN focus on the most relevant parts of the signs.

5.2 A new augmentation method

In contrastive learning, the augmented variants are generally obtained by applying augmentations to all parts of a sequence. By learning to produce similar representations between a sign and its augmented variant, contrastive learning methods aim to build an invariant representation from the augmentations. (Madjoukeng

et al., 2025b) show that, for image-based SLR, applying augmentations while preserving the region of interest (sign in the image) helps contrastive models to better focus on it and improve the performance in downstream tasks. Hence, in the same way, the proposed augmentation method aims to generate positive pairs by preserving the parts of the signs that are more discriminant for their identification. For image-based SLR, the region of interest can be identified using segmentation methods such as Mask R-CNN (He et al., 2017) or others. However, video-based SLR faces a major challenge: there is no established method to identify the frames that are relevant for sign recognition. To fill this gap, the first step of the proposed augmentation is to determine the relevant frames for the signs identification.

Determining the relevant frames for signs identification

In Section 4, it was shown that due to certain movements (repositioning, coarticulation, etc.), the information truly useful for discriminating signs is not found throughout the entire sequence. The fundamental question is therefore to determine where these discriminative parts begin and end within the sequence. The main objective of this step is to determine the *boundary importance*. It is the boundary that marks when frames become and stop being relevant for sign identification. This step involves identifying (i) the point in the sequence from which frames contain sufficient discriminative information (k_s^*); and (ii) the point until which these frames remain useful before losing their discriminative ability (k_e^*). To date, to the best of our knowledge, no standard method exists in the literature to locate these discriminative regions within a sequence. In this research, we propose an intuitive approach based on a contrastive algorithm with a transformer as backbone, combined with a temporal augmentation technique, denoted π .

A sign is a sequence of frames starting from an initial frame k_s to a final frame k_e . The objective is to determine the optimal frames k_s^* and k_e^* , which represent the *boundary importance*. Transformer-based architectures with positional encoding are particularly sensitive to the positioning of elements within the sequence. Contrastive methods generate positive pairs through augmentations and learn representations that are invariant to these augmentations. Thus, a contrastive approach equipped with a transformer encoder offers two key properties: (i) invariance to augmentations, inherited from the contrastive loss; (ii) sensitivity to the order of elements in the sequence, induced by the transformer positional encoding. Moreover, it is well established that the performance of contrastive models in downstream tasks (SLR in this case) strongly depends on the quality of the learned representations (Tian et al., 2020; Roschewitz et al., 2024). The detection of relevant frames therefore relies on the combination of these two properties and on the exploitation of this information.

The idea is to use a contrastive algorithm to progressively degrade a sign, first from the first to the last frame (to determine the frame k_s^*), then from the last to the first frame (to determine k_e^*). The impact of each degradation is then evaluated on linear evaluation. If the model becomes invariant to frames necessary for identifying a sign, its performance during linear evaluation will be low. Conversely, if it learns to be invariant to irrelevant frames, it will focus more on informative parts, leading to better downstream performance. For the degradation, several augmentations can be applied. Due to its capacity of modifying the temporal order of sequences while preserving the local distribution of the frames, temporal permutation is chosen. Additionally, as a transformer encoder with a positional encoding is sensitive to the positioning of each element in the sequence, temporal permutation will induce diversity between the positive pairs from the point of view of the transformer encoder. Contrary to augmentations such as rotations, Gaussian blur, flips that are applied at the local frame level. Algorithm 1 presents an overview of this method. It takes as input a dataset \mathcal{D} , a contrastive algorithm \mathcal{C} , two augmentations π_1 and π_2 (typically two random permutations). Its goal is to determine k_s^* and k_e^* (boundary importance) whose permutation maximizes the classification accuracy of \mathcal{C} . For k_s^* , the algorithm evaluates the accuracy after permuting the first k_s frames, increasing k_s as long as accuracy increases. For k_e^* , it follows a symmetric procedure on the last k_e frames. The `SegmentEval` function applies π_1 and π_2 to the selected segment, inserts the modified segments back into the sequence, and measures accuracy via \mathcal{C} . The process stops for each parameter when further changes no longer improve accuracy and returns (k_s^*, k_e^*) as the optimal lengths before stagnation. For datasets containing long sequences of signs, instead of iterating over all frames, the evaluation can proceed in frame steps (e.g., every p frame) which reduces computational cost.

After determining the boundary importance, the proposed augmentation consists of generating positive pairs by applying augmentation on the first k_s^* and on the last k_e^* to help the contrastive model to be more focused on the relevant part of the sign. The next part of this section presents two case studies as proof of concept for determining k_s^* and k_e^* : one on the GSL and the other on the LSFb dataset.

Proof of concept: a study on the GSL and LSFb datasets

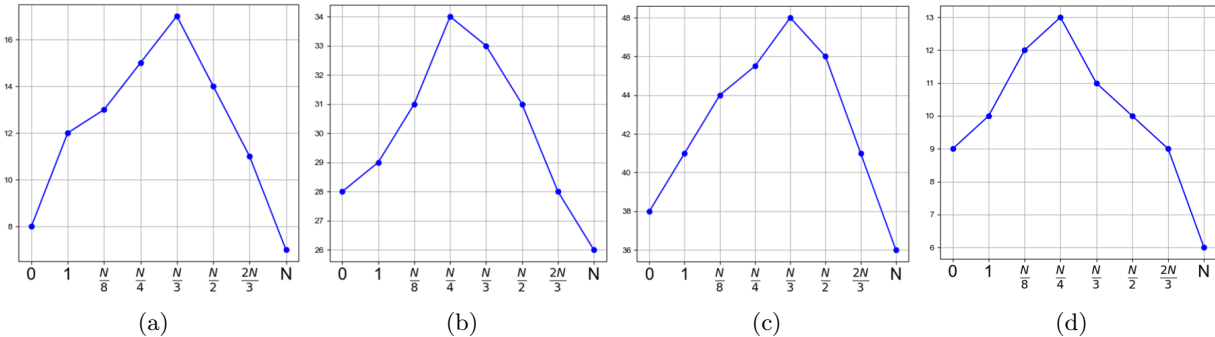


Figure 3: Variation of the accuracy during linear evaluation protocol on the LSFb (3a, 3b) and GSL (3c, 3d) dataset based on the number of k shuffled frames at the beginning (from the left to the right (3a, 3c)) and at the end (from the right to the left (3b, 3d)).

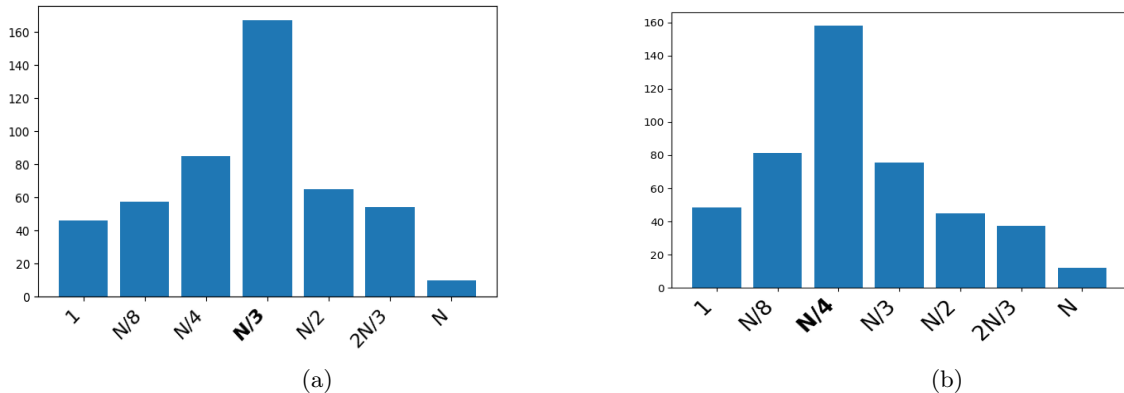


Figure 4: Histogram of class proportions as a function of permutations starting from the first frames (a) and from the last frames (b).

To give an overview on how Algorithm 1 performs and determine the default (k_s^*, k_e^*) parameters, this part of the paper provides an empirical study of the application of this algorithm on the GSL (medium) and the LSFb (large) datasets. The model parameters are described in section 6.2, and the contrastive method used was SL-FPN trained five consecutive times for each permutation. Figure 3 shows the accuracy (linear evaluation) variations when applying permutations to the first k_s and last k_e frames of a N -frame sequence. We observe that when incrementally permuting k_s initial frames, the accuracy evolves progressively until k_s reaches approximately $N/3$. Beyond this threshold (about the first third of the frames), the accuracy begins to decrease continuously, collapsing completely when $k_s = N$ (all frames permuted), which seems natural, as all temporal information is then lost. Similarly, when randomly permuting the k_e last frames, the accuracy remains stable until $k_e \approx N/4$ (the last quarter of frames). Beyond this point, accuracy decreases and eventually collapses when $k_e = N$. These results suggest the model is robust to temporal order loss in both the first third and last quarter of the sequence. Consequently, frame order appears most critical in the central portion of the sequence (approximately between positions $N/3$ and $N - N/4$). These frames are thus identified as the most useful in the signs identification according to the dataset. After identifying the key frames, the generation of positive pairs is based on applying permutations at different stages. Specifically,

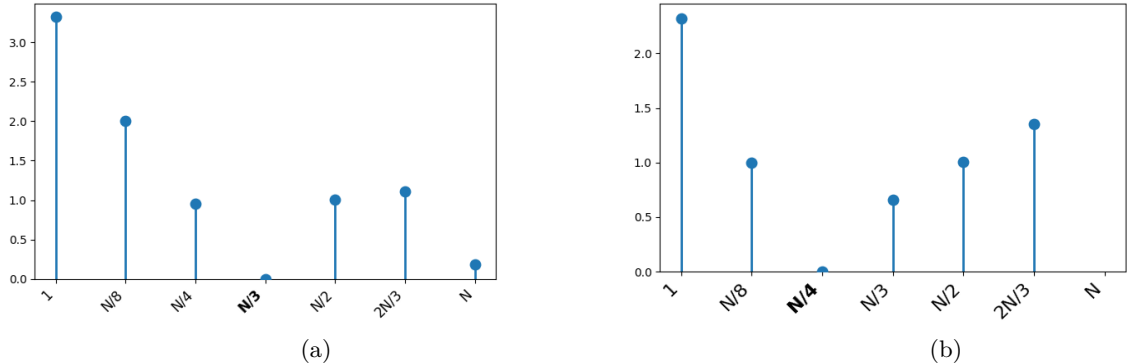


Figure 5: Impact of the global choice (k_s^* and k_e^*) on the failure cases.

permutations are performed on the frames located between the first and $N/3$, as well as on those between $N - N/4$ and the last one.

Choosing parameters that maximize overall accuracy seems like a reasonable approach, but it is important to note that in a sign language dataset, not all signs usually follow the same temporal distribution (i.e., some may become relevant at frame t , while others at $t + 1$). There exists a global temporal trend in the dataset, as well as trends that may be specific to certain classes or signs in the dataset. Therefore, it is important to measure the impact of choosing k_s^* and k_e^* for the entire dataset. Hence, two further experiments were carried out. The first experiment consists of visualizing, the proportion of observations that achieve their best performance using the parameters k_s^* and k_e^* , and those for which the best performances are not achieved with these parameters. The second consists of analyzing the effect of the parameters k_s^* and k_e^* on the signs that do not follow the global temporal distribution of the dataset. The reason behind this experiment is that this study considers the parameters k_s and k_e as those that maximize the overall accuracy. Hence, it is essential to assess the impact of this choice on instances whose optimal parameters do not correspond to k_s^* and k_e^* .

For the first experiment, Figure 4 shows two histograms, each representing the proportion of observations as a function of the values of their optimal k_s (first histogram) and k_e (second histogram) on the LSFb dataset. From this figure, we note that generally most observations reach their maximum at $k_s = k_s^*$ and $k_e = k_e^*$. However, we also observe that a subset of instances reaches its maximum at lower values, notably with $k_s = k_e = 1$ or with $k_s \neq k_s^*$ and $k_e \neq k_e^*$. This indicates that a small but non-negligible proportion of signs relies primarily on the initial or the last frames for correct identification. Since the augmentation approach uses the optimal parameters for the global trend in the dataset, this proportion of signs represents the *failure cases* for the proposed augmentation. For these *failure cases*, it is essential to assess the *performance loss* due to the use of these global values instead of the sign-specific optimal ones. This means that, for any signs s_i whose optimal parameters are ($k_s^{s_i} \neq k_s^*, k_e^{s_i} \neq k_e^*$), the impact of using (k_s^*, k_e^*) in place of ($k_s^{s_i}, k_e^{s_i}$) should be measured. Hence, for each observation s_i , we measured the difference between the accuracy obtained with the signs-specific optimal parameters ($k_s^{s_i}, k_e^{s_i}$) and that obtained with the global parameters (k_s^*, k_e^*).

Figure 5 reports the obtained results. From this figure, we note that when k_s^* and k_e^* are not optimal, it incurs a modest loss (1 to 4%) depending on the observations. This loss reaches its maximum value for $k_s = 1$ and $k_e = 1$, which corresponds to signs starting from the first frame and extending to the last frame. These cases represent the main failure cases for the proposed augmentation. We also observe that as the values of k_s and k_e approach k_s^* and k_e^* , the loss becomes less significant. This indicates that the approach is not very sensitive to small variations around the optimal parameters. The fact that most observations reach their maximum at $k_s = k_s^*$ and $k_e = k_e^*$ shows that even though some failure cases may occur, choosing k_s^* and k_e^* as optimal global parameters is justified. To account for these failure cases, new analytical augmentation strategies based on the specific behavior of the observations need to be developed. While these failure cases highlight potential limitations, the approach has several advantages. Among these, one key benefit is its applicability beyond isolated sign recognition. For instance, in continuous sign recognition, non-relevant movements (such

as coarticulation and repositioning) are also present. In this field, the goal is to minimize the Word Error Rate (WER) (Chen et al., 2022) which is the proportion of signs that are inserted, substituted, or deleted relative to the reference sequence. These coarticulation movements can sometimes be mistakenly interpreted as signs, leading to an increase in WER. By properly calibrating this augmentation method, it can therefore prove to be particularly useful in this domain, as it helps to better handle the natural variations occurring in continuous signing.

Note that the parameters k_s^* and k_e^* can be modified according to each specific case and can be done as a preprocessing task. For datasets containing long sign sequences, this procedure can lead to a considerable computational cost. This cost can be estimated as $2 \times k \times T$, where k is the number of tests, T is the execution time per test, and the factor 2 accounts for the test being performed in both directions. To alleviate this issue, one solution is to apply the procedure to subsets of the sequence (subsets consisting of a certain number of frames), which significantly reduces the number of tests. Another approach is to generalize based on prior information about the data. In our case, since repositioning movements and coarticulations are present across different datasets, the fact that the signers are natives and because we consider sequences of the same length, the parameters $k_s = N/3$ and $k_e^* = N - N/4$ will be used throughout all our experiments. The next section evaluates the SL-FPN, the proposed data augmentation and the SSL-SLR framework (SL-FPN architecture coupled with the proposed augmentation).

Algorithm 1 Search for boundary importance k_s^*, k_e^*

Require: \mathcal{D} (dataset), \mathcal{C} (algorithm), N (sequence length), position $\in \{\text{"first"}, \text{"last"}\}$

Ensure: k_s^*, k_e^* : the boundary importance

```

1: function FINDOPTIMALK( $\mathcal{D}, \mathcal{C}, N, \text{position}$ )
2:    $k \leftarrow 1$ 
3:    $a_{\text{prev}} \leftarrow \text{SegmentEval}(k, \mathcal{D}, \mathcal{C}, \text{position})$ 
4:    $k \leftarrow 2$ 
5:    $a_{\text{curr}} \leftarrow \text{SegmentEval}(k, \mathcal{D}, \mathcal{C}, \text{position})$ 
6:   while  $k < N$  and  $a_{\text{curr}} > a_{\text{prev}}$  do
7:      $a_{\text{prev}} \leftarrow a_{\text{curr}}$ 
8:      $k \leftarrow k + 1$ 
9:      $a_{\text{curr}} \leftarrow \text{SegmentEval}(k, \mathcal{D}, \mathcal{C}, \text{position})$ 
10:  end while
11:  return  $k$ 
12: end function
13:  $k_s^* \leftarrow \text{FINDOPTIMALK}(\mathcal{D}, \mathcal{C}, N, \text{"first"})$ 
14:  $k_e^* \leftarrow \text{FINDOPTIMALK}(\mathcal{D}, \mathcal{C}, N, \text{"last"})$ 
15: return  $k_s^*, k_e^*$ 

```

function SEGMENTEVAL($k, \mathcal{D}, \mathcal{C}, \text{position}$)

for $S = (f_1, \dots, f_N) \in \mathcal{D}$ **do**

if $\text{position} = \text{"first"}$ **then**

$\text{seg}_1 \leftarrow \pi_1(f_1, \dots, f_k)$

$\text{seg}_2 \leftarrow \pi_2(f_1, \dots, f_k)$

$S^{(1)} \leftarrow (\text{seg}_1, f_{k+1}, \dots, f_N)$

$S^{(2)} \leftarrow (\text{seg}_2, f_{k+1}, \dots, f_N)$

else

$\text{seg}_1 \leftarrow \pi_1(f_{N-k+1}, \dots, f_N)$

$\text{seg}_2 \leftarrow \pi_2(f_{N-k+1}, \dots, f_N)$

$S^{(1)} \leftarrow (f_1, \dots, f_{N-k}, \text{seg}_1)$

$S^{(2)} \leftarrow (f_1, \dots, f_{N-k}, \text{seg}_2)$

end if

Apply \mathcal{C} using $(S^{(1)}, S^{(2)})$ as the positive pair

end for

$\triangleright (f_1, \dots, f_k)$ are the frames.

$\triangleright \pi_1, \pi_2$ are two independent random permutations.

return accuracy in linear evaluation
end function

6 Experiments

This section first introduces the datasets used, then provides a quantitative and qualitative evaluation of different methods. Finally, it benchmarks the proposed approach against state-of-the-art methods on different datasets. The quantitative analysis assesses representation quality through performance on a linear evaluation protocol. This evaluation consists of pretraining a contrastive approach, freezing the backbone and train a simple multilayer perceptron on top of it. The qualitative analysis offers a visualization of the latent space and a measure of intra-class inertia for each method. For the comparison against the state-of-the-art methods, the SSL-SLR approach was fine-tuned in the same way as the other methods and its performance was then evaluated. The obtained results were subsequently compared with those reported in the literature for each dataset. Throughout this entire section, SL-FPN refers to the architecture described in Figure 2 without the proposed augmentation, while SSL-SLR corresponds to the SL-FPN combined with the proposed augmentation (described in Section 5.2).

6.1 Datasets and splits

This study uses five datasets with different sizes. These datasets are either made of video clips of signers executing signs independently or sign language sentences with word annotations enabling the extraction of the isolated words. First, we use the French Belgian Sign Language (LSFB) (Fink et al., 2021). It is one of the largest sign language datasets in the world. It contains 4,567 different classes (signs). Second, the Argentinian sign language (LSA) (Ronchetti et al., 2023) that is a partially recorded dataset in a studio with a uniform background, it contains 64 different classes. Third, the Greek sign language (GSL) (Adaloglou et al., 2021) that is captured in a studio with a consistent background and regulated lighting, it contains 310 classes. Fourth, the American sign language Citizen (ASL Citizen) dataset (Desai et al., 2023) that is a crowdsourced dataset comprising videos of isolated signs performed at home by both native and non-native signers, it contains 2731 different classes. Fifth, the Word Level American Sign Language (WLASL) (Li et al., 2020a), a variant of ASL containing 21,803 signs across 2,000 classes.

For this study, the different datasets were split according to their original papers to ensure fair evaluation and comparison. Some were split 70% for training and 30% for testing (e.g., LSFB), others 80% for training and 20% for testing (e.g., LSA), and 80/10/10 for the GSL. For the LSFB and ASL datasets, the 500 most represented classes were used for the linear evaluation; for GSL and the LSA all their classes were used. For the WLASL dataset, we used the WLASL-100 and WLASL-300 subsets, as it is commonly considered a benchmark for evaluating downstream tasks.

6.2 Training parameters

The experiments use the Python language, typically the PyTorch 2.4 + cu118. For the implementation of the different contrastive learning approaches, we used the PyTorch Lightly library ¹, which proposes an implementation for the different methods. Given the sequential nature of data, a transformer encoder, primarily the Vision Transformer (ViT) (Dosovitskiy et al., 2020) provided by Fink et al. (2023) was used as the backbone for the different approaches. As a pre-processing task, the videos were first transformed into skeleton sequences using MediaPipe (Lugaresi et al., 2019). This choice is based on the lower computational cost and insensitivity to visual factors of skeletons compared to videos (Jiang et al., 2021). The batch size was set to 512 signs, each with a maximum sequence length of 64 frames as usual (Desai et al., 2023). During the unsupervised training, the models were trained on 200 epochs, each with parameters specified in their original papers (Chen et al., 2020a; Chen & He, 2021; Grill et al., 2020; He et al., 2020). For the SSL-SLR pretraining, the optimizer was SGD and the learning rate was fixed to 0.001. During the fine-tuning stage, the models were trained for 1000 epochs using SGD optimizer, along with a linear warmup scheduler. The learning rate was progressively increased during the first 600 iterations, then gradually decreased over the remaining

¹<https://docs.lightly.ai/self-supervised-learning/index.html>

400 (Goyal et al., 2017). The temperature parameter used in the different contrastive learning variants was fixed at 0.1. The transformer-based encoder consisted of 12 blocks, with 8 attention heads and an embedding dimension of 512. We used two layer normalizations at the input embedding stage (Dosovitskiy et al., 2020). The dropout rate was fixed at 0.1. The projection head of all the models was a 2-layer perceptron with a 512-dimensional input and a 128-dimensional output. The predictor P was also a 2-layer perceptron with a ReLU activation function.

6.3 Quantitative and time evaluation

For the quantitative evaluation, several types of evaluations were conducted. First, a linear evaluation was conducted that consists of training a classifier on the frozen backbone trained with the unsupervised methods on the training set. For this step, the ASL, LSA, LSFb and GSL were used. For the LSFb and ASL, the 500 most represented classes were used. To assess the proposed augmentation method, a linear protocol evaluation using the proposed augmentation and the classical augmentations (rotation, Gaussian blur and flip) applied to the whole sequence with all the approaches was conducted. Second, a semi-supervised evaluation with 30% of the annotated data (30% of the training set) was also conducted. For the SLR, where the annotation process is scarce, a semi-supervised evaluation aims to demonstrate the value of learning from unlabeled data to improve model performance when only a small amount of annotated data is available. Third, an evaluation of the possible transfer of the learned representations from a represented sign language to another not represented by the approaches was conducted. For each model, we performed eight consecutive training runs and reported the average accuracy with 95% confidence.

Table 1 above presents the results obtained with the proposed SL-FPN compared to other contrastive methods, using first the proposed augmentation method and second standard image augmentation strategies applied to the entire sequence. From this table, we observe that the proposed augmentation helps all the contrastive approaches to better learn meaningful representations. When standard augmentations are applied, performance generally decreases across all methods. This indicates that the proposed data augmentation strategy enables the models to learn more discriminative representations across the different datasets. In some cases, the proposed augmentation yields substantial improvements, with gains of over 6% for the recognition of 500 classes and over 12% for the recognition of 310 classes, highlighting its importance. Therefore, in the following experiments, the proposed augmentation will be consistently applied to compare all the approaches. As the SL-FPN will be coupled with the proposed augmentation, it will be referred to as SSL-SLR.

To evaluate the transferability of learned representations from one sign language to another, we performed unsupervised training on the represented datasets (LSFb and ASL) and conducted linear evaluation on less represented sign language datasets. Table 2 presents the results obtained using different approaches. The SSL-SLR method clearly outperforms the others. This result suggests that the representations learned by SSL-SLR can also be more effectively transferable from one sign language to another compared to the representations learned by approaches like SimCLR, MoCo, BYOL and SimSiam.

The importance of representations learned from unannotated sign language was also evaluated in low-resource scenarios. To simulate such settings, a fine-tuning using only 30% of the training set is conducted. The corresponding results are presented in Table 3. The proposed SSL-SLR consistently outperforms standard contrastive methods. This highlights the robustness and transferability of the representations learned through our method, even when limited labeled data is available.

The above results demonstrate the effectiveness of the proposed approach for SLR tasks compared to existing contrastive and self-supervised methods. They also highlight the impact that contrastive learning can have on reducing reliance on annotations in SLR. This advancement represents a significant contribution to the development of models that offer acceptable performance while alleviating the tedious and costly process of manual annotation.

To better position the SL-FPN approach within the self-supervised literature, it is essential to have an idea of the execution time during contrastive learning compared to other approaches such as BYOL and SimSiam, which also do not use negative pairs. For this purpose, the execution time of the self-supervised training for the SL-FPN, SimSiam, and BYOL approaches has been reported in Table 4. On the different datasets, we

Table 1: Linear evaluation protocol with the proposed augmentation method (ours) versus classical image augmentations (rotation, Gaussian blur, flip, translation) applied to all the frames.

Datasets	SimCLR	MoCo v2	SimSiam	BYOL	SSL-SLR
LSFB (our)	14.16% \pm 0.24	13.68% \pm 0.48	15.26% \pm 0.67	14.72% \pm 0.65	23.73% \pm 0.53
LSFB	11.22% \pm 1.04	10.91% \pm 1.86	11.84% \pm 1.71	11.15% \pm 1.12	16.07% \pm 1.41
ASL (our)	14.13% \pm 0.42	14.69% \pm 0.39	15.91% \pm 0.56	16.43% \pm 0.96	20.46% \pm 1.21
ASL	11.04% \pm 0.69	11.09% \pm 1.12	12.17% \pm 1.36	12.78% \pm 0.78	15.43% \pm 1.20
GSL (our)	34.19% \pm 0.85	36.15% \pm 0.69	32.01% \pm 0.54	34.09% \pm 0.93	47.76% \pm 0.79
GSL	31.09% \pm 1.75	30.15% \pm 1.56	30.11% \pm 1.47	30.89% \pm 1.11	35.13% \pm 1.34
LSA (our)	34.02% \pm 1.24	35.69% \pm 1.06	30.06% \pm 2.14	37.47% \pm 1.51	41.74% \pm 1.08
LSA	29.10% \pm 2.89	27.17% \pm 2.76	26.16% \pm 2.46	32.37% \pm 2.61	36.71% \pm 1.97

Table 2: Transferring from one sign language to another with the proposed augmentation method.

Datasets	SimCLR	MoCo v2	SimSiam	BYOL	SSL-SLR
LSFB to LSA	33.40% \pm 1.16	32.47% \pm 1.24	31.15% \pm 0.67	35.67% \pm 0.47	46.41% \pm 0.89
LSFB to GSL	33.24% \pm 0.68	35.24% \pm 0.70	40.24% \pm 0.44	34.22% \pm 0.51	54.78% \pm 0.56
ASL to LSA	34.74% \pm 0.47	31.53% \pm 0.36	39.16% \pm 0.39	38.96% \pm 0.63	43.84% \pm 0.37
ASL to GSL	32.46% \pm 0.43	33.58% \pm 0.43	35.25% \pm 0.65	34.89% \pm 1.45	39.73% \pm 1.21

Table 3: Fine-tuning with 30% of annotations with our augmentation.

Datasets	SimCLR	MoCo v2	SimSiam	BYOL	SSL-SLR
LSFB	42.69% \pm 3.36	42.23% \pm 2.14	43.69% \pm 2.69	41.40% \pm 2.04	49.93% \pm 2.98
ASL	47.43% \pm 0.77	47.49% \pm 0.54	47.23% \pm 0.63	47.02% \pm 0.51	49.28% \pm 0.79
GSL	78.82% \pm 2.96	77.42% \pm 2.87	77.02% \pm 2.95	78.04% \pm 2.65	83.86% \pm 2.01
LSA	87.69% \pm 1.48	88.04% \pm 1.69	87.96% \pm 1.36	88.64% \pm 1.36	92.76% \pm 1.63

Table 4: Linear evaluation time in second by the different approaches.

Dataset	SimSiam	BYOL	SL-FPN
LSFB	2.49 $\times 10^4$	2.67 $\times 10^4$	2.56 $\times 10^4$
GSL	9.77 $\times 10^3$	1.04 $\times 10^4$	1.02 $\times 10^4$
LSA	2.67 $\times 10^3$	2.86 $\times 10^3$	2.77 $\times 10^3$
ASL	2.22 $\times 10^4$	2.46 $\times 10^4$	2.43 $\times 10^4$

observe that SimSiam achieves the best execution time. This seems natural as it employs a single encoder without requiring negative pairs. In contrast, BYOL demonstrates longer execution times compared to both SL-FPN and SimSiam. This can be explained by the fact that it employs two distinct encoders, one of which is updated using an exponential moving average and other during the backpropagation. SL-FPN approach shows a slightly higher execution time than SimSiam, but lower than BYOL. This increase is due to the use of the original instance. The fact that it does not require performing augmentation on the original instance reduces moderate considerably its execution time. Hence, despite its effectiveness, SL-FPN remains reasonable in terms of execution time.

6.3.1 Qualitative Evaluation

The qualitative evaluation consists in general of visualizing the embedding space to evaluate at which points the instances of the same class are close in the space. So, UMAP (McInnes et al., 2018) visualization was used to show the embedding space. Ideally, the signs with the same class should be closer in the embedding space.




Figure 6: Visualization of the embeddings using SimCLR, MoCo, BYOL, SimSiam, and the proposed method on four datasets: GSL, LSA, ASL and LSFb.

Figure 6 illustrates the 2D visualization of embedding spaces. Given the high number of classes, we randomly select and show the different instances of a class across the datasets on the embedding space. On the ASL, GSL, and LSA datasets, for the randomly chosen class (sign), the embeddings produced by SSL-SLR are closer than those from the SimCLR, MoCo, BYOL, and SimSiam approaches. This demonstrates the effectiveness of the proposed method in generating higher-quality representations compared to the other approaches. However, on the LSFb dataset, the instances are scattered throughout the embedding space across the different approaches. This can be attributed to the complexity of this dataset (many signs are visually similar, several variants of the same signs, a large number of classes). Additionally to this visualization, an intra-class inertia was computed for the different dataset. Table 5 presents the intra-class

Table 5: Intra-class inertia of different approaches

Datasets	SimCLR	MoCo v2	SimSiam	BYOL	SSL-SLR (Ours)
LSFB	1.86×10^4	1.84×10^4	1.36×10^4	1.84×10^4	0.57×10^4
ASL	3.11×10^3	1.37×10^3	2.81×10^3	1.54×10^3	0.41×10^3
GSL	1.25×10^4	0.91×10^4	0.69×10^4	0.67×10^4	0.17×10^4
LSA	3.45×10^2	2.72×10^2	2.27×10^2	1.22×10^2	0.25×10^2

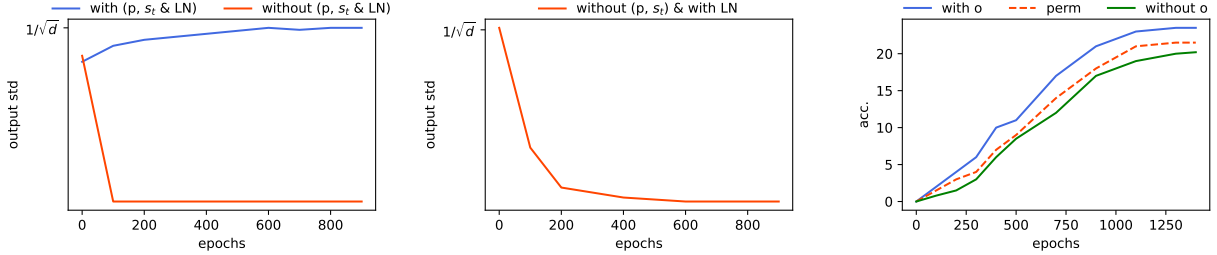


Figure 7: Standard deviation and linear evaluation accuracy of the model with ablation of predictor, stop-gradient, original sample and layer normalization on the LSFb dataset.

inertia obtained by the different approaches on several datasets. It is observable from this table that the proposed approach performs better than the others.

6.4 Comparison Against State-of-the-art Methods

To demonstrate the effectiveness of the proposed SSL-SLR in the SLR literature, a benchmark and a comparison against others state-of-the-art methods on different datasets are conducted. As in the literature (Hu et al., 2021; 2023; Jiang et al., 2024; Zhao et al., 2023), SSL-SLR was first pre-trained and fine-tuned for the comparison. The goal is to compare the proposed approach with previous works done in terms of accuracy during the recognition task. Table 6 presents the obtained results, on this table the best results are in bold. From this table, it is observable that, on the LSFb, LSA, ASL Citizen and the GSL dataset, the proposed approach achieved several well-known state-of-the-art methods. On the WLASL, despite the fact that the other approaches require a vast amount of data for the pre-training, the proposed SSL-SLR surpassed several of them in top-5 accuracy.

7 Ablation Study

We examined the impact of the predictor equipped with the stop-gradient operator, the use of the original sample, layer normalization, and the permutation of the components of the proposed SL-FPN during training. We used the LSFb dataset due to its size and diversity. Feature collapse occurs when the model produces the same representations for different signs. To determine when a model collapses, (Chen & He, 2021) showed that, given d the embedding size within the interval $[0, \frac{1}{\sqrt{d}}]$, the standard deviation of the model drops to zero. Following their protocol, we examine the model output in the same way. To investigate this, we trained the model in four different settings: (i) without the predictor, the stop-gradient and layer normalization (without $(p, s_t \& LN)$); (ii) without the predictor, the stop-gradient and with layer normalization (without $p, s_t \& with LN$); (iii) without the original sample (without o); and (iv) by permuting the original sample and one of the positive pairs (perm) in the proposed SL-FPN. Figure 7 shows the results obtained. When both the predictor and the layer normalization are used, there is no sign of feature collapse. However, when both are removed, the standard deviation drops to zero after a few training steps, clearly indicating collapse. When only layer normalization is used, the standard deviation gradually decreases, which suggests that it slows down the collapse but does not fully prevent. This is in line with the result of (Wu et al., 2024), which shows that layer normalization only does not prevent feature collapse. We also note that during the training,

Table 6: Top-1 and Top-5 accuracy of state-of-the-art methods and the proposed SSL-SLR on various sign language datasets.

Dataset	Method	Top-1 (%)	Top-5 (%)
ASL Citizen	SignCLIP (Jiang et al., 2024)	46.00	77.00
	SignRep (avg) (Wong et al., 2025)	37.47	68.77
	SignRep (weighted) (Wong et al., 2025)	49.95	80.09
	SSL-SLR (Ours)	47.06	78.96
LSFB	Fink et al. (2023)	54.40	-
	SSL-SLR (Ours)	56.81	-
LSA	Masood et al. (2018)	95.21	-
	Alyami et al. (2024)	98.25	-
	SSL-SLR (Ours)	99.07	-
GSL	Adaloglou et al. (2021)	89.74	-
	Papadimitriou et al. (2024)	96.25	-
	SSL-SLR (Ours)	96.73	-
WLASL-100	PSLR (Tunga et al., 2021)	60.15	83.98
	SignBERT (Hu et al., 2021)	76.36	91.09
	BEST (Zhao et al., 2023)	77.91	91.47
	SignBERT+ (Hu et al., 2023)	79.84	92.64
	SSL-SLR (Ours)	77.95	93.02
WLASL-300	PSLR (Tunga et al., 2021)	42.18	71.71
	SignBERT (Hu et al., 2021)	62.72	85.18
	BEST (Zhao et al., 2023)	67.66	89.22
	SignBERT+ (Hu et al., 2023)	73.20	90.42
	SSL-SLR (Ours)	71.21	90.74

when the original sample is not used and by permuting the order of the inputs in the proposed SL-FPN, the accuracy decreases significantly. This suggests that using the original input, when it is well-calibrated, can significantly improve the quality of the representations.

8 Conclusion

This paper introduces a new self-supervised framework for sign language recognition. The framework is based on a novel self-supervised approach and a new augmentation designed to degrade the non-informative part of a sign. The self-supervised approach leverages both positive pairs and the original sample. It is designed to be invariant to non-informative parts of signs while producing similar representations for a sign and its augmented variants. To validate the effectiveness of the proposed approach, several evaluation protocols, including linear evaluation, cross-lingual representation transfer and semi-supervised learning have been conducted. The results demonstrate the effectiveness of the proposed method compared to existing contrastive and state-of-the-art approaches across these different settings. This advancement represents a significant contribution to the development of models that offer acceptable performance while alleviating the tedious and costly process of manual annotation. Despite its effectiveness, the performance still has room for improvement on large-scale datasets. Furthermore, the proposed method to determine the boundary importance is currently determined empirically. In future work, we plan to develop a non-empirical method to determine boundary importance. This will enable to mitigate the failure cases that face the current version. We also plan to extend this work for the cases like continuous sign language.

9 Acknowledgments

The present research benefited from computational resources made available on Lucia, the Tier-1 super-computer of the Walloon Region, infrastructure funded by the Walloon Region under the grant agreement n°1910247.

References

- Nikolas Adaloglou, Theocharis Chatzis, Ilias Papastratis, Andreas Stergioulas, Georgios Th Papadopoulos, Vassia Zacharopoulou, George J Xydopoulos, Klimnis Atzakas, Dimitris Papazachariou, and Petros Daras. A comprehensive study on deep learning-based methods for sign language recognition. *IEEE transactions on multimedia*, 24:1750–1762, 2021.
- Sarah Alyami, Hamzah Luqman, and Mohammad Hammoudeh. Isolated arabic sign language recognition using a transformer-based model and landmark keypoints. *ACM Transactions on Asian and Low-Resource Language Information Processing*, 23(1):1–19, 2024.
- Adrien Bardes, Jean Ponce, and Yann LeCun. Vicregl: Self-supervised learning of local visual features. *Advances in Neural Information Processing Systems*, 35:8799–8810, 2022.
- Yunus Can Bilge, Nazli Ikizler-Cinbis, and Ramazan Gokberk Cinbis. Cross-lingual few-shot sign language recognition. *Pattern Recognition*, 151:110374, 2024.
- Jane Bromley, Isabelle Guyon, Yann LeCun, Eduard Säckinger, and Roopak Shah. Signature verification using a " siamese " time delay neural network. *Advances in neural information processing systems*, 6, 1993.
- Ting Chen, Simon Kornblith, Mohammad Norouzi, and Geoffrey Hinton. A simple framework for contrastive learning of visual representations. In *International conference on machine learning*, pp. 1597–1607. PmLR, 2020a.
- Xinlei Chen and Kaiming He. Exploring simple siamese representation learning. In *Proceedings of the IEEE/CVF conference on computer vision and pattern recognition*, pp. 15750–15758, 2021.
- Xinlei Chen, Haoqi Fan, Ross Girshick, and Kaiming He. Improved baselines with momentum contrastive learning. *arXiv preprint arXiv:2003.04297*, 2020b.
- Yutong Chen, Ronglai Zuo, Fangyun Wei, Yu Wu, Shujie Liu, and Brian Mak. Two-stream network for sign language recognition and translation. *Advances in Neural Information Processing Systems*, 35:17043–17056, 2022.
- Mathieu De Coster, Dimitar Shterionov, Mieke Van Herreweghe, and Joni Dambre. Machine translation from signed to spoken languages: State of the art and challenges. *Universal Access in the Information Society*, pp. 1305–1331, 2024.
- Aashaka Desai, Lauren Berger, Fyodor Minakov, Nessa Milano, Chinmay Singh, Kriston Pumphrey, Richard Ladner, Hal Daumé III, Alex X Lu, Naomi Caselli, et al. Asl citizen: a community-sourced dataset for advancing isolated sign language recognition. *Advances in Neural Information Processing Systems*, 36: 76893–76907, 2023.
- Alexey Dosovitskiy, Lucas Beyer, Alexander Kolesnikov, Dirk Weissenborn, Xiaohua Zhai, Thomas Unterthiner, Mostafa Dehghani, Matthias Minderer, Georg Heigold, Sylvain Gelly, et al. An image is worth 16x16 words: Transformers for image recognition at scale. *arXiv preprint arXiv:2010.11929*, 2020.
- Silvan Ferreira, Esdras Costa, Márcio Dahia, and Jampierre Rocha. A transformer-based contrastive learning approach for few-shot sign language recognition. *arXiv preprint arXiv:2204.02803*, 2022.
- Jérôme Fink, Benoît Frénay, Laurence Meurant, and Anthony Cleve. Lsfb-cont and lsfb-isol: Two new datasets for vision-based sign language recognition. In *2021 International Joint Conference on Neural Networks (IJCNN)*, pp. 1–8. IEEE, 2021.
- Jerome Fink, Pierre Poitier, Maxime André, Loup Meurice, Benoît Frénay, Anthony Cleve, Bruno Dumas, and Laurence Meurant. Sign language-to-text dictionary with lightweight transformer models. In *32nd International Joint Conference on Artificial Intelligence, IJCAI 2023*, pp. 5968–5976. International Joint Conferences on Artificial Intelligence, 2023.

-
- Priya Goyal, Piotr Dollár, Ross Girshick, Pieter Noordhuis, Lukasz Wesolowski, Aapo Kyrola, Andrew Tulloch, Yangqing Jia, and Kaiming He. Accurate, large minibatch sgd: Training imagenet in 1 hour. *arXiv preprint arXiv:1706.02677*, 2017.
- Jean-Bastien Grill, Florian Strub, Florent Alché, Corentin Tallec, Pierre Richemond, Elena Buchatskaya, Carl Doersch, Bernardo Avila Pires, Zhaohan Guo, Mohammad Gheshlaghi Azar, et al. Bootstrap your own latent—a new approach to self-supervised learning. *Advances in neural information processing systems*, 33:21271–21284, 2020.
- Shester Gueuwou, Xiaodan Du, Greg Shakhnarovich, and Karen Livescu. Signmusketeers: An efficient multi-stream approach for sign language translation at scale. In *Findings of the Association for Computational Linguistics: ACL 2025*, pp. 22506–22521, 2025a.
- Shester Gueuwou, Xiaodan Du, Greg Shakhnarovich, Karen Livescu, and Alexander H Liu. Shubert: Self-supervised sign language representation learning via multi-stream cluster prediction. In *Proceedings of the 63rd Annual Meeting of the Association for Computational Linguistics (Volume 1: Long Papers)*, pp. 28792–28810, 2025b.
- Huijie Guo and Lei Shi. Contrastive learning with semantic consistency constraint. *Image and Vision Computing*, 136:104754, 2023.
- Kaiming He, Georgia Gkioxari, Piotr Dollár, and Ross Girshick. Mask r-cnn. In *Proc. CVPR*, pp. 2961–2969, 2017.
- Kaiming He, Haoqi Fan, Yuxin Wu, Saining Xie, and Ross Girshick. Momentum contrast for unsupervised visual representation learning. In *Proceedings of the IEEE/CVF conference on computer vision and pattern recognition*, pp. 9729–9738, 2020.
- Hezhen Hu, Weichao Zhao, Wengang Zhou, Yuechen Wang, and Houqiang Li. Signbert: Pre-training of hand-model-aware representation for sign language recognition. In *Proceedings of the IEEE/CVF international conference on computer vision*, pp. 11087–11096, 2021.
- Hezhen Hu, Weichao Zhao, Wengang Zhou, and Houqiang Li. Signbert+: Hand-model-aware self-supervised pre-training for sign language understanding. *IEEE Transactions on Pattern Analysis and Machine Intelligence*, 45(9):11221–11239, 2023.
- Songyao Jiang, Bin Sun, Lichen Wang, Yue Bai, Kunpeng Li, and Yun Fu. Skeleton aware multi-modal sign language recognition. In *Proceedings of the IEEE/CVF conference on computer vision and pattern recognition*, pp. 3413–3423, 2021.
- Zifan Jiang, Gerard Sant, Amit Moryossef, Mathias Müller, Rico Sennrich, and Sarah Ebling. Signclip: Connecting text and sign language by contrastive learning. *arXiv preprint arXiv:2407.01264*, 2024.
- Deep R Kothadiya, Chintan M Bhatt, and Imad Rida. Siam network based self-supervised model for sign language recognition. In *International Conference on Intelligent Systems and Pattern Recognition*, pp. 3–13. Springer, 2023.
- Dongxu Li, Cristian Rodriguez, Xin Yu, and Hongdong Li. Word-level deep sign language recognition from video: A new large-scale dataset and methods comparison. In *Proceedings of the IEEE/CVF winter conference on applications of computer vision*, pp. 1459–1469, 2020a.
- Junnan Li, Pan Zhou, Caiming Xiong, and Steven CH Hoi. Prototypical contrastive learning of unsupervised representations. *arXiv preprint arXiv:2005.04966*, 2020b.
- Camillo Lugaresi, Jiuqiang Tang, Hadon Nash, Chris McClanahan, Esha Uboweja, Michael Hays, Fan Zhang, Chuo-Ling Chang, Ming Guang Yong, Juhyun Lee, et al. Mediapipe: A framework for building perception pipelines. *arXiv preprint arXiv:1906.08172*, 2019.

-
- James MacQueen. Some methods for classification and analysis of multivariate observations. In *Proceedings of the Fifth Berkeley Symposium on Mathematical Statistics and Probability, Volume 1: Statistics*, volume 5, pp. 281–298. University of California press, 1967.
- Ariel Basso Madjoukeng, Jerome Fink, Pierre Poitier, Edith Belise Kenmogne, and Benoît Frénay. Benchmarking data augmentation for contrastive learning in static sign language recognition. In *ESANN 2024: 32nd European Symposium on Artificial Neural Networks, Computational Intelligence and Machine Learning*. i6doc. com, 2025a.
- Ariel Basso Madjoukeng, Edith Belise Kenmogne, Pierre Poitier, Benoît Frénay, and Jerome Fink. Local-global data augmentation for contrastive learning in static sign language recognition. In *IDA 2025: Intelligent Data Analysis*. 2025b.
- Marc Marais, Dane Brown, James Connan, Alden Bobby, and Luxolo Lethukuthula Kuhlana. Investigating signer-independent sign language recognition on the lsa64 dataset. In *Southern Africa Telecommunication Networks and Applications Conference (SA TNAC)*. Rhodes University Grahamstown, South Africa, 2022.
- Sarfraz Masood, Adhyan Srivastava, Harish Chandra Thuwal, and Musheer Ahmad. Real-time sign language gesture (word) recognition from video sequences using cnn and rnn. In *Intelligent Engineering Informatics: Proceedings of the 6th International Conference on FICTA*, pp. 623–632. Springer, 2018.
- Leland McInnes, John Healy, and James Melville. Umap: uniform manifold approximation and projection for dimension reduction. *arXiv preprint arXiv:1802.03426*, 10, 2018.
- Katerina Papadimitriou, Galini Sapountzaki, Kyriaki Vasilaki, Eleni Efthimiou, Stavroula-Evita Fotinea, and Gerasimos Potamianos. A large corpus for the recognition of greek sign language gestures. *Computer Vision and Image Understanding*, 249:104212, 2024.
- Pierre Poitier, Jérôme Fink, and Benoît Frénay. Towards better transition modeling in recurrent neural networks: The case of sign language tokenization. *Neurocomputing*, 567:127018, 2024.
- Katrin Renz, Nicolaj C Stache, Samuel Albanie, and Gül Varol. Sign language segmentation with temporal convolutional networks. In *ICASSP 2021-2021 IEEE International Conference on Acoustics, Speech and Signal Processing (ICASSP)*, pp. 2135–2139. IEEE, 2021.
- Franco Ronchetti, Facundo Manuel Quiroga, César Estrebow, Laura Lanzarini, and Alejandro Rosete. Lsa64: An argentinian sign language dataset. *arXiv preprint arXiv:2310.17429*, 2023.
- Mélanie Roschewitz, Fabio De Sousa Ribeiro, Tian Xia, Galvin Khara, and Ben Glocker. Robust image representations with counterfactual contrastive learning (2024). URL <https://arxiv.org/abs/2409.10365>, 2024.
- Christian Szegedy, Vincent Vanhoucke, Sergey Ioffe, Jon Shlens, and Zbigniew Wojna. Rethinking the inception architecture for computer vision. In *Proceedings of the IEEE conference on computer vision and pattern recognition*, pp. 2818–2826, 2016.
- Garrett Tanzer and Biao Zhang. Youtube-sl-25: A large-scale, open-domain multilingual sign language parallel corpus. *arXiv preprint arXiv:2407.11144*, 2024.
- Yonglong Tian, Chen Sun, Ben Poole, Dilip Krishnan, Cordelia Schmid, and Phillip Isola. What makes for good views for contrastive learning? *Advances in neural information processing systems*, 33:6827–6839, 2020.
- Anirudh Tunga, Sai Vidharanya Nuthalapati, and Juan Wachs. Pose-based sign language recognition using gcn and bert. In *Proceedings of the IEEE/CVF winter conference on applications of computer vision*, pp. 31–40, 2021.
- Christian Vogler and Dimitris Metaxas. Handshapes and movements: Multiple-channel american sign language recognition. In *Gesture-Based Communication in Human-Computer Interaction: 5th International Gesture Workshop, GW 2003, Genova, Italy, April 15-17, 2003, Selected Revised Papers 5*, pp. 247–258. Springer, 2004.

-
- Ryan Wong, Necati Cihan Camgoz, and Richard Bowden. Signrep: Enhancing self-supervised sign representations. *arXiv preprint arXiv:2503.08529*, 2025.
- Xinyi Wu, Amir Ajourlou, Yifei Wang, Stefanie Jegelka, and Ali Jadbabaie. On the role of attention masks and layernorm in transformers. URL <https://arxiv.org/abs/2405.18781>, pp. 2, 2024.
- Zhenda Xie, Yutong Lin, Zheng Zhang, Yue Cao, Stephen Lin, and Han Hu. Propagate yourself: Exploring pixel-level consistency for unsupervised visual representation learning. In *Proceedings of the IEEE/CVF conference on computer vision and pattern recognition*, pp. 16684–16693, 2021.
- Weichao Zhao, Hezhen Hu, Wengang Zhou, Jiaxin Shi, and Houqiang Li. Best: Bert pre-training for sign language recognition with coupling tokenization. In *Proceedings of the AAAI conference on artificial intelligence*, volume 37, pp. 3597–3605, 2023.
- Ronglai Zuo, Fangyun Wei, and Brian Mak. Natural language-assisted sign language recognition. In *Proceedings of the IEEE/CVF conference on computer vision and pattern recognition*, pp. 14890–14900, 2023.