

RESEARCH OUTPUTS / RÉSULTATS DE RECHERCHE

Dynamics of vacillating voters

Lambiotte, R.; Redner, S.

Published in:

Journal of Statistical Mechanics: Theory and Experiment

DOI:

[10.1088/1742-5468/2007/10/L10001](https://doi.org/10.1088/1742-5468/2007/10/L10001)

Publication date:

2007

Document Version

Publisher's PDF, also known as Version of record

[Link to publication](#)

Citation for published version (HARVARD):

Lambiotte, R & Redner, S 2007, 'Dynamics of vacillating voters', *Journal of Statistical Mechanics: Theory and Experiment*, no. 10. <https://doi.org/10.1088/1742-5468/2007/10/L10001>

General rights

Copyright and moral rights for the publications made accessible in the public portal are retained by the authors and/or other copyright owners and it is a condition of accessing publications that users recognise and abide by the legal requirements associated with these rights.

- Users may download and print one copy of any publication from the public portal for the purpose of private study or research.
- You may not further distribute the material or use it for any profit-making activity or commercial gain
- You may freely distribute the URL identifying the publication in the public portal ?

Take down policy

If you believe that this document breaches copyright please contact us providing details, and we will remove access to the work immediately and investigate your claim.

Dynamics of vacillating voters

This article has been downloaded from IOPscience. Please scroll down to see the full text article.

J. Stat. Mech. (2007) L10001

(<http://iopscience.iop.org/1742-5468/2007/10/L10001>)

View [the table of contents for this issue](#), or go to the [journal homepage](#) for more

Download details:

IP Address: 138.48.20.157

The article was downloaded on 30/12/2012 at 07:21

Please note that [terms and conditions apply](#).

LETTER

Dynamics of vacillating voters

R Lambiotte^{1,2} and S Redner³

¹ GRAPES, Université de Liège, Sart-Tilman, B-4000 Liège, Belgium

² INMA, Université catholique de Louvain, 4 avenue Georges Lemaitre, B-1348 Louvain-la-Neuve, Belgium

³ Center for Polymer Studies and Physics Department, Boston University, Boston, MA 02215, USA

E-mail: Renaud.Lambiotte@uclouvain.be and redner@bu.edu

Received 5 October 2007

Accepted 8 October 2007

Published 23 October 2007

Online at stacks.iop.org/JSTAT/2007/L10001

[doi:10.1088/1742-5468/2007/10/L10001](https://doi.org/10.1088/1742-5468/2007/10/L10001)

Abstract. We introduce the vacillating voter model in which each voter consults two neighbors to decide its state, and changes opinion if it disagrees with either neighbor. This irresolution leads to a global bias toward zero magnetization. In spatial dimension $d > 1$, anti-coarsening arises in which the linear dimension L of minority domains grows as $t^{1/(d+1)}$. One consequence is that the time to reach consensus scales exponentially with the number of voters.

Keywords: coarsening processes (theory), critical phenomena of socio-economic systems, scaling in socio-economic systems, probability theory

ArXiv ePrint: [0710.0914](https://arxiv.org/abs/0710.0914)

J. Stat. Mech. (2007) L10001

The voter model [1] gives an appealing, albeit idealized, description for the opinion dynamics of a socially interacting population. In this model, each node of a graph is occupied by a voter that has one of two opinions, \uparrow or \downarrow . The population evolves by: (i) picking a random voter; (ii) the selected voter adopting the state of a randomly chosen neighbor; (iii) repeating these steps *ad infinitum* or until a finite system necessarily reaches consensus. Descriptively, each voter has no self confidence and follows one of its neighbors. With this dynamics, a voter chooses a state with a probability equal to the fraction of neighbors in that state, a feature that renders the voter model soluble in all dimensions [1, 2].

In this work, we investigate a variation that we term the *vacillating* voter model. By vacillating, we mean that a voter very much lacks confidence in its state. In an update, if a voter happens to select a random neighbor of the same persuasion, the voter is still not convinced that this state is right. Thus the voter selects another random neighbor and adopts this state. This vacillation causes a voter to change state with a larger probability than the fraction of disagreeing neighbors, and leads to a bias toward the zero-magnetization state in which there are equal densities of voters of each type.

Thus vacillation inhibits consensus, but due to a different mechanism than that in the prototypical Axelrod model [3], the bounded compromise model [4] and its variants [5]. For these latter models, consensus is hindered because of the absence of interaction whenever two agents become sufficiently incompatible. For vacillating voters, it is individual uncertainty that forestalls consensus. The vacillating voter model also differs from models that incorporate ‘contrarians’ [6] because voters still try to imitate their neighbors.

The update steps in the vacillating voter model are as follows.

- (1) Pick a random voter.
- (2) The voter picks a random neighbor. If the neighbor disagrees with the voter, the voter changes state.
- (3) If the neighbor and the voter agree, the voter picks another random neighbor and adopts its state.
- (4) Repeat steps 1 and 2 *ad infinitum* or until consensus is reached.

For example, the probability that a vacillating voter on the square lattice flips is $0, \frac{1}{2}, \frac{5}{6}$, and 1 , respectively, when the number of anti-aligned neighbors is $0, 1, 2$, and ≥ 3 (figure 1). In contrast, for the classic voter model, the flip probability is $\frac{k}{4}$, where k is the number of neighbors of the opposite opinion. We now explore the consequences of this vacillation on voter dynamics.

Consider first the mean-field limit. Here the density x of \uparrow voters obeys the rate equation

$$\begin{aligned}\dot{x} &= -x[1 - x^2] + (1 - x)[1 - (1 - x)^2] \\ &= x(1 - x)(1 - 2x).\end{aligned}\tag{1}$$

The first term on the right accounts for the loss of \uparrow voters in which a \uparrow voter is first picked (factor x), and then the neighborhood cannot consist of two \uparrow voters (factor $1 - x^2$). Similarly, in the second (gain) term, a \downarrow voter is first picked, and then the neighborhood must contain at least one \uparrow voter. The factorized form shows that there are unstable fixed

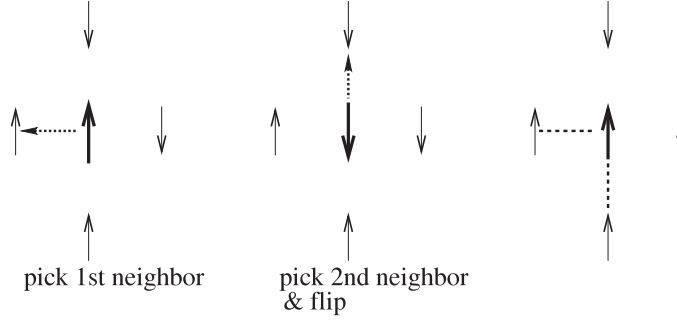


Figure 1. Illustration of an update for the vacillating voter on the square lattice (left and middle). For the configuration on the right, the central voter flips with probability $5/6$ because out of the six ways of selecting two neighbors, only one choice leads to both neighbors agreeable (dashed).

points at $x = 0, 1$ and a stable fixed point at $x = 1/2$. Thus a population is driven to the zero-magnetization state.

However, because consensus is the only absorbing state of the stochastic dynamics, a finite population ultimately reaches consensus. To characterize the evolution to this state, we first study the exit probability \mathcal{E}_n , defined as the probability that a population of N voters ultimately reaches \uparrow consensus when there are initially $n \uparrow$ voters. Then \mathcal{E}_n obeys the backward equation [7]

$$\mathcal{E}_n = w_{n \rightarrow n+1} \mathcal{E}_{n+1} + w_{n \rightarrow n-1} \mathcal{E}_{n-1} + w_{n \rightarrow n} \mathcal{E}_n, \quad (2)$$

where $w_{n \rightarrow m}$ is the probability for the transition from the state with $n \uparrow$ voters to $m \uparrow$ voters in an update. This equation expresses the probability to exit from n as the probability to take one step (the factors w) times the probability to exit from the point reached after one step. In the large- n limit, we write $x = n/N$, and the transition probabilities become

$$\begin{aligned} w_{n \rightarrow n+1} &= (1-x)[1 - (1-x)^2] \\ w_{n \rightarrow n-1} &= x(1-x^2) \\ w_{n \rightarrow n} &= x^3 + (1-x)^3. \end{aligned}$$

Substituting these in (2), writing $\mathcal{E}_{n \pm 1} \rightarrow \mathcal{E}(x \pm \delta x)$, and expanding to second order in δx , gives

$$\frac{3x(1-x)}{2N} \frac{\partial^2 \mathcal{E}}{\partial x^2} + x(1-x)(1-2x) \frac{\partial \mathcal{E}}{\partial x} = 0, \quad (3)$$

with solution

$$\mathcal{E}(x) = \frac{\int_{-1/2}^{x-1/2} e^{2Ny^2/3} dy}{\int_{-1/2}^{1/2} e^{2Ny^2/3} dy}. \quad (4)$$

Notice that $\mathcal{E}(x)$ approaches the constant value $1/2$ for increasing N (figure 2), reflecting the bias towards the zero-magnetization state. Almost all initial states are driven to the potential well at $x = 1/2$, so that the exit probability becomes independent of the initial density of \uparrow voters.

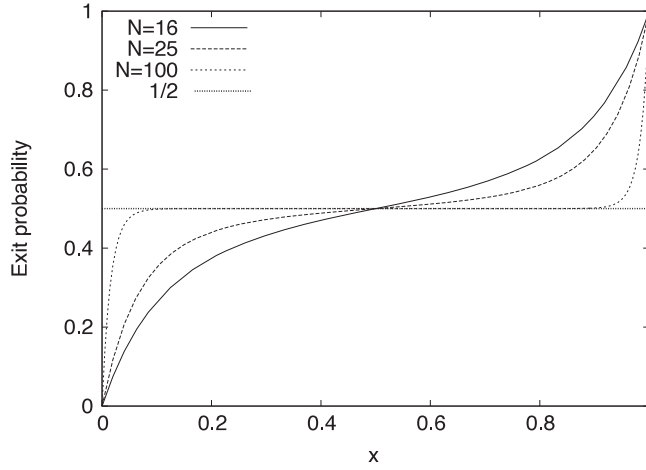


Figure 2. Exit probability $\mathcal{E}(x)$ versus the density of \uparrow voters x for the case $N = 16$, $N = 25$ and $N = 100$.

Similarly, we study the time to reach consensus as a function of the initial composition of voters. Let t_n denote the time to reach consensus (either all \uparrow or all \downarrow) when starting with $n \uparrow$ voters in a population of N voters. Similar to (2), t_n obeys the backward equation [7]

$$t_n = \delta t + w_{n \rightarrow n+1} t_{n+1} + w_{n \rightarrow n-1} t_{n-1} + w_{n \rightarrow n} t_n, \quad (5)$$

where $\delta t = 1/N$ is the time elapsed in an update. In the large- n limit, this equation becomes

$$\frac{3x(1-x)}{2N} \frac{\partial^2 t}{\partial x^2} + x(1-x)(1-2x) \frac{\partial t}{\partial x} = -1. \quad (6)$$

The formal solution is again elementary, but the result can no longer be expressed in closed form. The main result is that the consensus time scales as e^{aN} , with a a constant of order 1. In contrast to the classical voter model, the global bias drives the system into a potential well that must be surmounted to reach consensus. Thus the consensus time is anomalously long.

In one dimension, a voter changes its opinion if at least one of its neighbors is in disagreement. For example, a \uparrow voter flips with rate 1 if the neighborhood configurations are $\uparrow\uparrow\downarrow$, $\downarrow\uparrow\uparrow$, and $\downarrow\uparrow\downarrow$. As an amusing side-note, this dynamics is equivalent to rule 178 of the one-dimensional cellular automaton [8], except that this rule is implemented asynchronously in the vacillating voter model. In the framework of the Ising–Glauber model [9], the flip rate of a voter at site i , whose states are now represented by $\sigma_i = \pm 1$, is

$$w(\{\sigma\} \rightarrow \{\sigma'\}_i) = -\frac{[\sigma_i(\sigma_{i+1} + \sigma_{i-1}) + \sigma_{i-1}\sigma_{i+1} - 3]}{4}, \quad (7)$$

with $\{\sigma\}$ denoting the state of all voters and $\{\sigma'\}_i$ the state where the i th voter flips. The first two terms correspond to conventional Glauber kinetics, but as mentioned parenthetically in [9], the presence of the $\sigma_{i-1}\sigma_{i+1}$ term couples the rate equation for the mean spin to three-body terms and the model is not exactly soluble.

The mean spin, $s_j \equiv \langle \sigma_j \rangle = \sum_{\{\sigma\}} \sigma_j P(\{\sigma\}; t)$, evolves according to

$$\frac{\partial s_j}{\partial t} = \sum_{\{\sigma\}} \sigma_j \left[\sum_i w(\{\sigma'\}_i \rightarrow \{\sigma\}) P(\{\sigma'\}_i; t) - w(\{\sigma\} \rightarrow \{\sigma'\}_i) P(\{\sigma\}; t) \right], \quad (8)$$

which reduces to, after straightforward but tedious steps,

$$\frac{\partial s_j}{\partial t} = \frac{1}{2} (s_{j+1} + s_{j-1} + \langle \sigma_{j-1} \sigma_j \sigma_{j+1} \rangle - 3s_j). \quad (9)$$

In a similar spirit, the rate equation for the nearest-neighbor correlation function, $\langle \sigma_j \sigma_{j+1} \rangle$, is

$$\frac{\partial \langle \sigma_j \sigma_{j+1} \rangle}{\partial t} = \frac{1}{2} [\langle \sigma_{j-1} (\sigma_j + \sigma_{j+1}) \rangle + \langle (\sigma_j + \sigma_{j+1}) \sigma_{j+2} \rangle] + 1 - 3\langle \sigma_j \sigma_{j+1} \rangle. \quad (10)$$

We can simplify equation (10) by considering domain walls—nearest-neighbor anti-aligned voters—whose density is given by $\rho = (1 - \langle \sigma_i \sigma_{i+1} \rangle)/2$. According to the flip rate in equation (7), an isolated domain wall diffuses freely, just as in the pure voter model. However, when two domain walls are adjacent, they annihilate with probability 1/3 or one hops away from the other with probability 2/3. This process is isomorphic to single-species annihilation, $A + A \rightarrow 0$, but with a reduced reaction rate compared to freely diffusing reactants because of the nearest-neighbor repulsion. The domain wall density still asymptotically decays as $t^{-1/2}$ with an amplitude that depends on the magnitude of the repulsion.

Because domain walls are widely separated at long times, the second-neighbor correlation function is

$$\begin{aligned} \langle \sigma_j \sigma_{j+2} \rangle &= +\text{prob} (0 \text{ or } 2 \text{ walls between } j \text{ and } j+2) \\ &\quad - \text{prob}(1 \text{ wall between } j \text{ and } j+2) \approx 1 - 2\rho. \end{aligned}$$

Using the approximation of widely separated domain walls, $\langle \sigma_j \sigma_{j+2} \rangle \approx \langle \sigma_j \sigma_{j+1} \rangle \equiv m_2$, and the rate equation for the nearest-neighbor correlation function m_2 becomes $\partial m_2 / \partial t = 1 - m_2$, with solution

$$m_2(t) = 1 + [m(0)^2 - 1]e^{-t}. \quad (11)$$

Here we chose the uncorrelated initial condition, so that $m_2(0) = m(0)^2$, where $m(0) \equiv \langle s_j(0) \rangle$ is the average magnetization at $t = 0$.

Let us now return to the rate equation (9) for the mean spin. For a spatially homogeneous system, the $\langle s_j \rangle$ are all identical and the magnetization is $m \equiv \langle s_j \rangle$. Also, we follow [10] and decouple the three-spin correlation function as $\langle \sigma_{j-1} \sigma_j \sigma_{j+1} \rangle \approx m m_2$. Then by averaging over all sites, the rate equation, equation (9), becomes

$$\frac{\partial m}{\partial t} = \frac{1}{2} (m m_2 - m) = \frac{m}{2} e^{-t} (m(0)^2 - 1), \quad (12)$$

whose solution, for the initial condition $m(0)$, is

$$m(t) = m(0) e^{1/2(1-e^{-t})(m(0)^2-1)}. \quad (13)$$

Thus we obtain a non-trivial relation between the final magnetization $m(\infty)$ and $m(0)$:

$$m(\infty) = m(0) e^{1/2(m(0)^2-1)}. \quad (14)$$

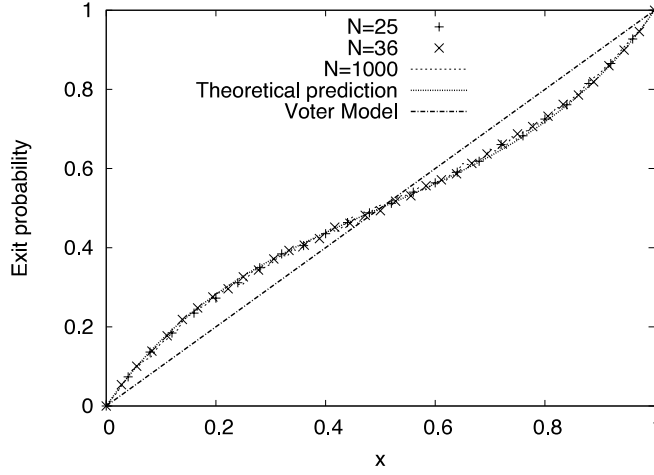


Figure 3. Exit probability $\mathcal{E}(x)$ as a function of the initial density of \uparrow voters x for a one-dimensional system composed of 25, 36 and 1000 voters respectively. The voter model result, $\mathcal{E}(x) = x$, that follows from magnetization conservation is shown for comparison.

Since the density of \uparrow voters is $x = (1+m)/2$, while $m(\infty) = 2\mathcal{E}(x) - 1$, the exit probability $\mathcal{E}(x)$ becomes

$$\mathcal{E}(x) = \frac{1}{2}[(2x - 1)e^{2x(x-1)} + 1]. \quad (15)$$

This result is in excellent agreement with our simulation results (figure 3). For small systems ($N = 25$ and 36), we directly measure the probability $\mathcal{E}(n)$ that the population ultimately reaches a \uparrow consensus when there are initially n \uparrow voters by averaging over 5000 realizations of the dynamics. We also verified equation (15) for large systems ($N = 1000$ nodes) by a different approach that avoids the need to measure $\mathcal{E}(n)$ directly by simulating until ultimate consensus. Instead, we run the dynamics up to 1000 time steps and measure the magnetization at this time. We then average over 200 realizations of the process to obtain $m(\infty)$ and finally obtain $\mathcal{E}(x)$ from $\mathcal{E}(x) = (1 + m(\infty))/2$. We again find excellent agreement with our prediction (15).

The vacillating voter model in greater than one dimension has the new qualitative feature that small minority domains tend to grow. This anti-coarsening is a manifestation of the bias toward the zero-magnetization state. To appreciate how this anti-coarsening arises, consider a circular two-dimensional island domain of \uparrow voters of linear dimension L and area A in a sea of \downarrow voters. For large L , each voter at the interface has the same local environment, so that there is no environmental bias. However, there are slightly more \downarrow voters just outside the circle than \uparrow voters just inside. In a time of the order of $\delta t \sim L$ each interface voter is updated once, on average, so that the island area increases by an amount δA that is of the order of the difference in the number of \uparrow and \downarrow voters at the interface. Thus $\delta A/\delta t \sim 1/L$, which gives $L \sim t^{1/3}$. In d dimensions, this same reasoning gives $L \sim t^{1/(d+1)}$. We probed for this anti-coarsening by simulating the evolution of an initial small square domain of \uparrow voters in a \downarrow background in two dimensions (figure 4). Although such domains do not remain contiguous, the data suggest that the number, or occupied area, of \uparrow voters grows as t^α , with α around 0.73, in reasonable agreement with our expectation $\alpha = 2/3$.

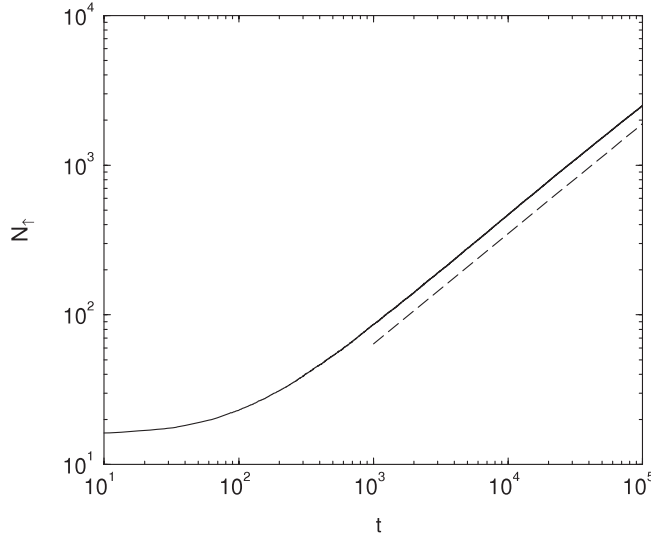


Figure 4. Double logarithmic plot of the number of \uparrow voters versus time on the square lattice starting from a 4×4 square of \uparrow voters in a background of \downarrow voters.

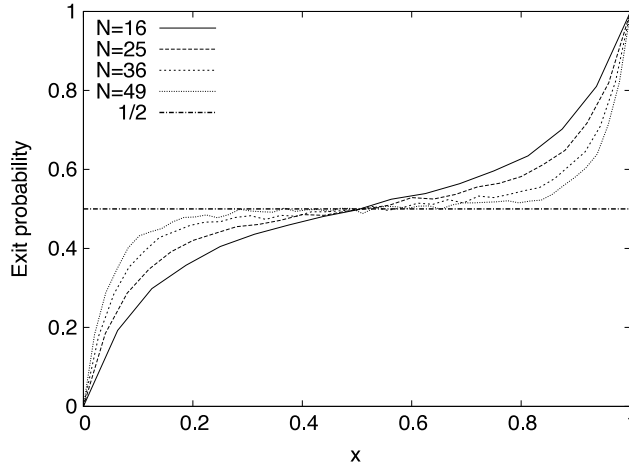


Figure 5. Exit probability $\mathcal{E}(x)$ as a function of the initial density of \uparrow voters x for a square lattice of 16, 25, 36 and 49 voters, respectively, with periodic boundary conditions.

A system with non-zero initial magnetization is therefore again drawn to the attractor where the density x of \uparrow voters equals $1/2$ before final consensus is eventually reached. It is only for x initially very close to 0 or 1 that the system achieves consensus without first being drawn to this attractor. Thus the exit probability $\mathcal{E}(x)$ should be nearly independent of x for almost all x , just as in the mean-field limit. Simulations of the vacillating voter model on the square lattice (figure 5) confirm that $\mathcal{E}(x)$ approaches $1/2$ for a progressively wider range of x as L increases. Simulations also show that the correlation function $C_1 \equiv \langle \sigma_{i,j} \sigma_{i,j+1} \rangle$ does not approach 1 in the long-time limit, as in one dimension or in the pure voter model in two dimensions. Rather, C_1 reaches the stationary value 0.31, so that domains of opposite opinions coexist (figure 6), and only a rare macroscopic fluctuation allows consensus to be reached.




Figure 6. Snapshots of the vacillating (left) and pure (right) voter model on a 50×50 lattice starting with a random zero-magnetization state after 100 time steps. The correlation function C_1 equals 0.31 (left) and 0.59 (right) respectively.

In summary, when vacillation is incorporated into the voter model, consensus is inhibited but not prevented. In the mean-field limit, the vacillation drives a population away from consensus and toward the zero-magnetization state. A finite system ultimately achieves consensus only via a macroscopic fluctuation that allows the system to escape this bias-induced potential well. Because of the bias, the probability to reach \uparrow consensus is essentially independent of the initial composition of the population. In one dimension, the system coarsens, albeit more slowly than in the pure voter model because of the repulsion of neighboring domain walls, and the probability to reach the final state of \uparrow consensus has a non-trivial initial state dependence. In two and higher dimensions, the domains slowly anti-coarsen to drive the system to the zero-magnetization state. The overall behavior is qualitatively similar to that of the mean-field vacillating voter model, and very different from the pure voter model.

We gratefully acknowledge the support of the European Commission Project CREEN FP6-2003-NEST-Path-012864 (RL), the ARC ‘Large Graphs and Networks’ (RL) and NSF grant DMR0535503 (SR), and the hospitality of the Ettore Majorana Center where this project was initiated.

References

- [1] Liggett T M, 1999 *Stochastic Interacting Systems: Contact, Voter, and Exclusion Processes* (New York: Springer)
- [2] Krapivsky P L, 1992 *Phys. Rev. A* **45** 1067
- [3] Axelrod R, 1977 *J. Confl. Res.* **41** 203
Axtell R, Axelrod R, Epstein J and Cohen M D, 1996 *Comput. Math. Organ. Theory* **1** 123
- [4] Weisbuch G, Deffuant G, Amblard F and Nadal J P, 2002 *Complexity* **7** 55
Hegselmann R and Krause U, *J. Artif. Soc. Social Simul.* **5** (3)
Ben-Naim E, Krapivsky P L and Redner S, 2003 *Physica D* **183** 190
- [5] Vazquez F and Redner S, 2004 *J. Phys. A: Math. Gen.* **37** 8479
- [6] Galam S, 2004 *Physica A* **333** 453
- [7] See e.g. Redner S, 2001 *A Guide to First-Passage Processes* (New York: Cambridge University Press) chapter 2
- [8] Wolfram S, 2002 *A New Kind of Science* (Champaign, IL: Wolfram Media)
- [9] Glauber R J, 1963 *J. Math. Phys.* **4** 294
- [10] Mobbilia M and Redner S, 2003 *Phys. Rev. E* **68** 046106