

RESEARCH OUTPUTS / RÉSULTATS DE RECHERCHE

How Opinion Dynamics Shapes Social Networks Topology

Righi, Simone; Carletti, Timoteo

Publication date:
2009

Document Version
Early version, also known as pre-print

[Link to publication](#)

Citation for published version (HARVARD):

Righi, S & Carletti, T 2009, 'How Opinion Dynamics Shapes Social Networks Topology', Paper presented at AixIA 2009: International Conference on Artificial Intelligence, Reggio Emilia, Italie, 9/12/09.

General rights

Copyright and moral rights for the publications made accessible in the public portal are retained by the authors and/or other copyright owners and it is a condition of accessing publications that users recognise and abide by the legal requirements associated with these rights.

- Users may download and print one copy of any publication from the public portal for the purpose of private study or research.
- You may not further distribute the material or use it for any profit-making activity or commercial gain
- You may freely distribute the URL identifying the publication in the public portal ?

Take down policy

If you believe that this document breaches copyright please contact us providing details, and we will remove access to the work immediately and investigate your claim.

How Opinion Dynamics Shapes Social Networks Topology

Simone Righi and Timoteo Carletti

Département de Mathématique,
Facultés Universitaires Notre-Dame de la Paix
Rempart de la Vierge, 8
Namur, Belgium, 5000
Tel.: +32-(0)81-724933
Fax: +32-(0)81-724914
`simone.righi@fundp.ac.be`
`timoteo.carletti@fundp.ac.be`

Abstract. We investigate an opinion dynamics model with continuously defined affinities and opinions. We focus here on the effects of the social network's topology on the dynamical evolution and on the scale properties of the model measured through numerical simulations and fittings. We study different network topologies through a set of statistical network measures, namely mean path, mean degree and clustering. We observe that the model's dynamics eventually leads to a uniformization of the different topologies.

1 A model of Opinion Dynamics

We hereafter describe and analyze a model of opinion dynamics, already introduced and discussed in [1, 4, 5] in which binary interactions are considered. We call this model α -model. We consider a population made of N fixed agents, i.e. a closed group setting; each agent is characterized by its opinion on a given subject, here represented by a real number $O_i \in [0, 1]$, and moreover each agent possesses an affinity with respect to any other, $\alpha_{ij} \in [0, 1]$, the higher is α_{ij} the more affine, friend, the agents are and consequently behave. Thus affinity and opinion are continuous variables. In this paper we focus on the effects of the initial distributions of the first variable on the evolution of the system. In this context the affinities $\alpha_{ij} \forall i, j \in N$ are used in order to build a matrix α that describes the underlying social network.

Around these 2 variables we now can detail the dynamics of the model. At each time step an agent m is randomly selected in the population with an uniform probability. Then another agent n is chosen: it is the one who minimizes the social metric constructed as the product between the distance from the opinion of m and the affinity with it. The concept of social temperature is introduced, in the selection of the second agent, with the introduction of a normally distributed stochastic component with mean 0 and variance σ . n is thus the agent selected

though the formula:

$$n = \arg [\min((1 - \alpha_{mj}^{t-1})|O_j^{t-1} - O_m^{t-1}|) + N(0, \sigma)] \quad \forall j \in N : j \neq m \quad (1)$$

where the agent m (already selected) is obviously excluded from the equation.

Each agent changes its opinion toward the average opinion of the couple if it is affine enough toward the other. Otherwise its opinion remains unchanged. The measure of the affinity needed for the opinion's convergence is given by the parameter α_c (fixed to 0.5 for all the simulation of this paper). Mathematically the updating of the opinions is described by the equations:

$$O_m^{t+1} = O_m^t + \mu \frac{\tanh(\zeta(\alpha_{mn}^t - \alpha_c)) + 1}{2} (O_n^t - O_m^t) \quad (2)$$

and

$$O_n^{t+1} = O_n^t + \mu \frac{\tanh(\zeta(\alpha_{nm}^t - \alpha_c)) + 1}{2} (O_m^t - O_n^t) \quad (3)$$

where μ is a convergence parameter fixed to 0.5 for all the simulations adopting the viewpoint of [9] that states that the value of this parameters does not to affect the dynamics and the behavior of the system but only the time that the system takes to go on equilibrium. ζ is a parameter, set to 1000, used in order to transform numerically the function *tanh* in a step function.

The updating of the affinities α_{mn} and α_{nm} is similarly described by the equations:

$$\alpha_{mn}^{t+1} = \alpha_{mn}^t + (1 - \alpha_{mn}^t) \alpha_{mn}^t (-\tanh[\zeta(|\Delta O_{mn}^t| - \Delta O_c)]) \quad (4)$$

and

$$\alpha_{nm}^{t+1} = \alpha_{nm}^t + (1 - \alpha_{nm}^t) \alpha_{nm}^t (-\tanh[\zeta(|\Delta O_{nm}^t| - \Delta O_c)]) \quad (5)$$

where ΔO_c - set to 0.50 - is the threshold that defines the updating of the affinities (i.e the affinities increase if $|\Delta O_{nm}| < \Delta O_c$, while decrease if $|\Delta O_{nm}| > \Delta O_c$).

This model has been introduced in [1] and it's affinity's networks has been studied in [5] with particular reference to the distribution of the main variables and to their evolution in time and with the size of the model.

In this paper we move away from the simplifying assumption of randomness for the network of the affinities, implementing more sophisticated network initializations, with the aim of studying situations where the initial topology is more similar to the reality of the social environment.

We present here the results of some numerical simulations where the initial topology of α is:

1. a random network in which the number of active links are distributed uniformly random [1],[7];
2. a scale free network created through the Barabási-Albert preferential attachment dynamics [2]. We study this topology in section 3;
3. a small world network created through the relinking process described by Watts and Strogatz [8]. We study this topology in section 4;

4. a regular lattice in which to each agent is assigned a fixed number of connections.

We are here interested to observe the evolution of the networks' statistical features and in particular to understand if through the dynamics its characteristics are preserved in time. This means, for the scale free initialization to verify if the initial distribution of the degrees remains a power-law before the convergence of the opinions and for the small world one, if the network continue to have a big clustering contextually to a small average mean path.

Finally (section 5) we compare all the different initializations proposed above looking before to the temporal evolution of the networks statistical measures as the dynamics evolve the opinions toward the convergence and then to the characteristics of these measures when the opinions converged, varying the system's population size.

2 Network statistical measures

As anticipated in this paper we focus on the study of the topological characteristics of the model's networks to do so we observe that the affinity matrix α can be considered an adjacency matrix. Since every couple of agents m, n has, by definition, an affinity greater than 0, in principle all the relationships are active, but since only the connections with high values are really significative, we decided to consider as 'active links' those that exceed a value α_f set to 0.25 for the simulation on the Barabási-Albert distributions of section 3 and to 0.50 in all the other simulations. The reason for this is difference is that in the former case we need to know the initial distribution of the degrees. In all the cases, infact, an active affinity is initialized at 0.375 while a non-active one to 0.125. With this choice we want to clearly separate the two possible initial states. For the network analysis we thus binarize the matrix α according the threshold α_f creating the adjacency matrix a . The values on the diagonal of the matrix are set to zero at the begin of the simulation and they are never modified by the dynamics, it is thus impossible for misleading *1-loop* (which could lead to impossible self-iterations) to be created.

In order to study networks with high numbers of vertices and dense interconnections, we use four standard - broadly accepted - statistical measures calculated on the whole network i.e.: the *mean degree* ($\langle k \rangle$) of the vertices, the *mean path* ($\langle l \rangle$) between vertices and the *clustering* ($\langle C \rangle$) of the network. In order to obtain a connected network, i.e. to provide finite values for the mean path, we set the parameters so that the dynamics lead to a consensus - i.e. only one cluster in opinion space - among the agents.

3 Barabási-Albert Scale Free Initialization

We begin studying the evolution of the α -model when the affinities matrix is initialized as a scale free network *à la* Barabási and Albert. The initial k of the

agents will be therefore distributed accordingly to a power-law with a slope γ (see the different slopes in the two left panels of figure 2).

For the following simulations the number of agents is fixed to 350 a value that allows the presence of an appreciable difference between the hubs and the other nodes. In all the cases anyway the more a scale free initialization is steep the more slowly is the model to converge (see figure 1). This phenomena can be explained observing that a steeper scale-free means that, proportionally, many nodes have a relatively small k at the beginning of the simulation, leading - caeteris paribus - to a longer transient before the interaction becomes effective and lead to convergence in the opinion space.

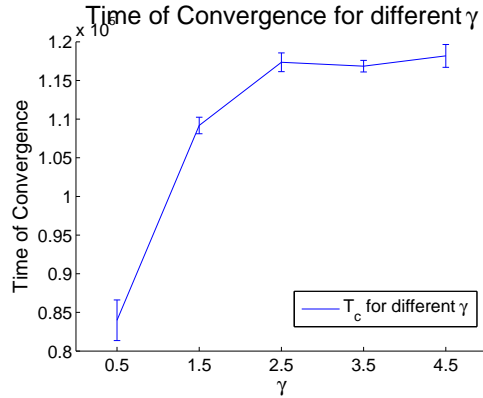


Fig. 1. Time of convergence T_c for different slopes of γ . All the results are referred to sets of 10 simulation with 350 agents, the affinities matrix initialized as a scale free network, $\sigma=0.5$, $\alpha_c=0.5$ and with $\Delta O_c = 0.5$.

In figure 2 we observe that, while for a period of time the scale free distribution of connectivities is preserved, at the convergence of the opinions it is lost: the dynamics eventually disrupts it.

We can explain this loss of memory in the system looking at the partner-selection mechanism of our model. As seen in equation 1 the selection of the 'partner' for the interactions depends on both the difference in opinions $|O_j^{t-1} - O_m^{t-1}|$ and the affinity α_{mj}^{t-1} . At the beginning of the simulation the difference in terms of affinities between hubs and leaves of a scale free distribution is negligible. On the contrary the number of leaves, greatly outnumbers the number of hubs in the case of a scale free initialization. Therefore the leaves are more likely to be selected since they lay on average at a relatively shorter distance from the node m .

The process of uniformation is more slowly for small γ 's with respect to the high γ 's. One possible explanation for this difference is that as the slope of the initial distribution increases the nodes with few connections (the leaves) are proportionally in greater number, with respect to the hubs; therefore the former

are selected more often than the latter and they have greater chances of getting more connected (i.e. increasing their degree). Let's imagine, as an example a scale-free network with 3 highly connected hubs and 347 poorly connected leaves. The leaves have an average distance (in opinions) from the selected agent of $\frac{1}{347}$, while the tree hubs are distant, on average $\frac{1}{3}$. The former are therefore much more often selected as 'partners' than the latter, increasing therefore their relative degree. When γ is small at the opposite there is no substantial difference between the hubs and the leaves of the network and therefore the relatively larger connectivity of the former keep the distribution stable longer.

Our system is of limited dimensions but it is possible to say that for an initialization with a power-law with a slope larger than 2 the transient becomes progressively shorter with respect to the time of convergence of the opinions, while for $\gamma < 2$ the transient becomes very long and we can say that the original type of degree's distribution is maintained.

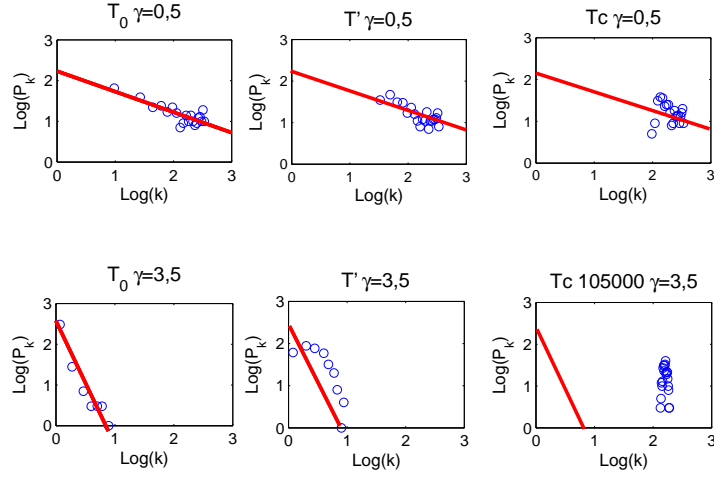


Fig. 2. Evolution of the degree's distribution in 2 generic simulations with the affinity matrix initialized as a scale-free network with respectively $\gamma = 0.5$ (upper panels) and $\gamma = 3.5$ (lower panels). The distributions are referred to simulations with 350 agents, $\sigma=0.5$, $\alpha_c=0.5$ and with $\Delta O_c = 0.5$. For all the figures $\alpha_f=0.25$. The red lines are the best fit of the initial distribution and have slope -0.5 and -3.5 in accordingly with the correspondent values of γ . The first panels on the left represent the k distribution at the beginning at the simulation, the second column represent the moment in which the initial distribution significantly varies from a power law distribution (this happens at $T \approx 30000$ for $\gamma = 0.5$ and already at $T \approx 5000$ for $\gamma = 3.5$), finally the right column's panels shows the distribution of the k when the convergence is reached ($T \approx 80000$ for $\gamma = 0.5$ and $T \approx 105000$ for $\gamma = 3.5$).

4 Watts-Strogatz initial distribution

Watts and Strogatz proposed in [8] a mechanism to create small world networks, which begins with the construction of a regular lattice, in which every node has k neighbor. Then with a probability β each of the edges is re-linked. It is possible to apply this technique to create a ‘small world’ network to be used as initialization of our model. In our case we select networks with $k=4$ and $k=10$ (each agents has 4 or 10 initial connections) and we iterate the procedure described by Watts and Strogatz to find which is the probability β that maximize the distance between the clustering and the mean path of the network. Then we proceed to evolve this setup with the rules of the α -model. The result is represented in figure 3 we propose a new representation of the Watts-Strogatz rule representation where the curves of mean path and clustering are plotted removing the dependence from β . In this way we are able to show, on the same graph the evolution of these two topological measures and observing if the models remains small world or not. Clearly all the measures are still normalized with respect to the one of the regular lattice from which we start for the creation of the network. As we see, whichever the initial β is, the model evolutions increase the connectivity in a way that seems to preserve a small world structure.

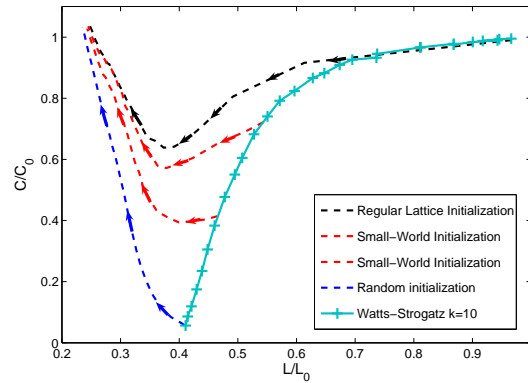


Fig. 3. Clustering and mean path (normalized with respect to the one of a regular lattice) for $k=10$ (solid azure line). The figure represent the two variables plotted one against the other. The dynamical evolution of simulations, whose affinity matrix is initialized using different levels of β (dashed lines), shows that as the simulation evolves the network keeps it’s small world initialization while increasing the connectivity. In red the simulations that starts from a small world set of parameters, in blue the one initialized as a almost-random and in violet a simulation initialized as almost a regular lattice.

5 Comparison of different initializations

In this section we compare the dynamical evolution of the α - model when the affinity matrix is initialized with the topologies presented in the previous sections.

In the specific to initialize the small world we use the same parameters and procedure described in section 4. In the case of the scale free we use a $\gamma = 2.5$. For regular lattices we fix a number of connections per agents (four in the simulations presented here) and we produce a regular topology with that number of connections. The connectivity is used also to initialize the random networks, with the difference that in this case the connectivity of each agent is randomly distributed and only the $\langle k \rangle$ is preserved.

5.1 Evolution in time

Figure 4 clearly shows that the evolutions when we start with different initializations produce very similar patterns, in particular with respect to the mean degree and the mean paths. For both of them we can outline a single best fit for all the initializations: $\langle k \rangle$ (*All Distributions*) $\approx 1.2 * 10^{-3} t^{1.51}$ and $\langle l \rangle$ (*All Distributions*) $\approx 7905 t^{-0.8951} + 1$. On the contrary we observe small but observable differences among the dynamical evolutions of the network clusterings which can be explained if we consider that the different topologies presents different degrees of clustering with the regular lattice and small world characteristically having a larger one than the scale free and random networks. This difference is maintained during the first part of the simulation then it tends to disappear. The trends are complex and not immediately fitting any trivial function, but they show a remarkable similarity.

For what regards the dynamical evolution we can therefore conclude that the α -model is indifferent to the topology of the affinities' network.

5.2 Evolution with the size of the model

In this section we propose a comparative study of the convergence results under different types of α topologies as the size of the model grows. As for the dynamical evolution also in this case we observe (figure 5) that when the size of the model, i.e. the number of agents used, changes we can still observe very similar pattern for all the types of topologies used. We can fit the pattern of evolution of the variables with the following laws (the law presented are an average of the results of the different initializations whose difference are not significative):

$y = AN^b$	A	b	R^2
$y = \langle d \rangle$	1.54	-0.37	0.97
$y = \langle l \rangle$	1.06	0.07	0.96
$y = \langle C \rangle$	1.32	-0.28	0.97
$y = T_c$	1.93	1.73	0.98

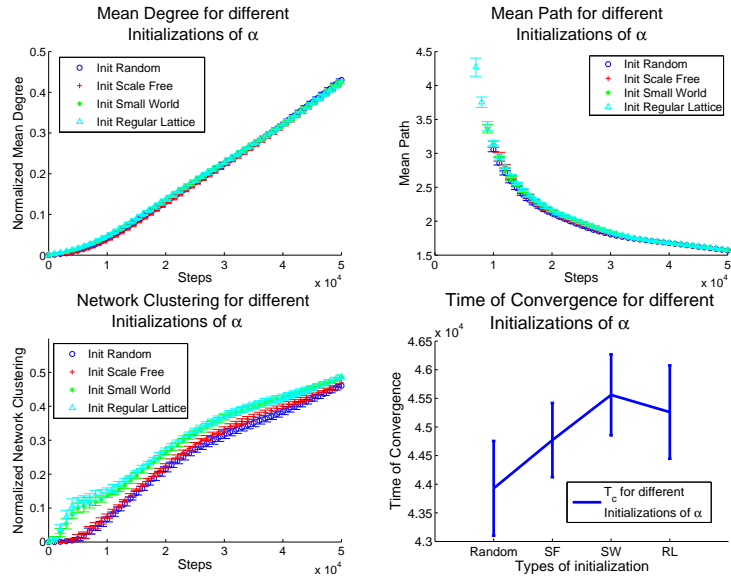


Fig. 4. Dynamical evolution of the main network measures for different initializations. All the trends are referred to sets of 10 simulations with $\sigma=0.5$, $\alpha_c=0.5$ and with $\Delta O_c = 0.5$. The last image represent the average and the standard deviation of the time of convergence for different initializations of the affinity matrix (α).

From these fits it is clear that the networks statistics will continue their trend for big values of the number of agents (N), but the boundaries embedded in the networks (the degree and the clustering can't be smaller than 0, the mean path not larger than N), suggest the existence of an cut-off of this laws for large population of agents. While the trends are essentially equal we can observe some difference in the values of the network measures at which the different initializations topologies converges. These differences allow us to observe that the less regular network tends to converge with a smaller average degree, a larger average path and a smaller network clustering, we must observe anyway that, in particular for the mean degree and the mean path, they are not significative, being the error bars largely overlapped.

Figure 5 also confirms that the dynamics of α -model tends to eliminate the initial differences that we introduced with the different initializations since the different affinity's networks look statistically very similar when the opinions converge.

6 Conclusions

Opinion dynamics models with continuous opinions attracted considerable attention in the last years. We introduced in this paper a variation on the model with affinities presented in [1, 4, 5] studying the effects of different topologies of

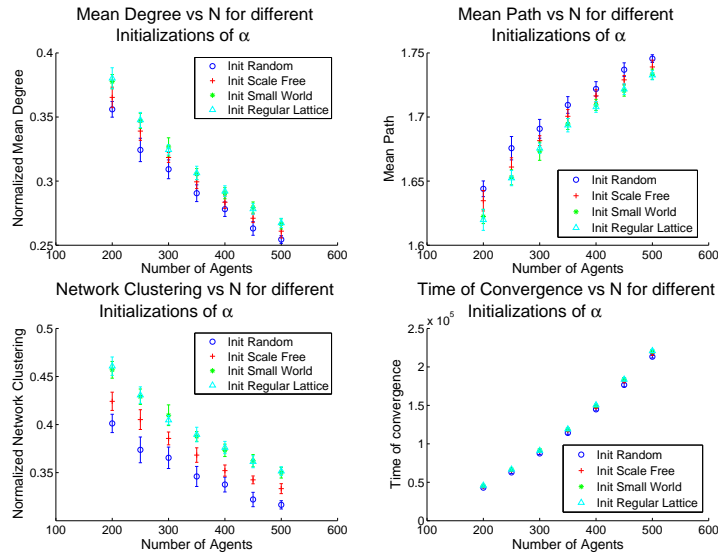


Fig. 5. Evolution the main network measures at the convergence of the opinions as its size (N) change, for different initial topologies. All the trends are referred to sets of 10 simulations with $\sigma=0.5$, $\alpha_c=0.5$ and with $\Delta O_c = 0.5$. The last image represent the average and the standard deviation of the time of convergence for the different topologies of the affinity matrix (α) as they evolve with the size of the model.

social (affinity) networks on the evolution of the model. We have shown, through fits and numerical simulations that the dynamical evolution of the model tends to homogenize the topology of the network eliminating the statistical difference introduced in the initialization phase. We studied with particular attention the cases in which the affinities are initialized as scale free and small world networks. While the former initialization lose its characteristic trait during the evolution (the power law distribution), the latter one is resilient and survive to the dynamics of the model.

In general we can state that, in our simplified environment the topology of the social network on the base of which the agents interact does not change significantly the dynamics of the model which, supposing the presence of individual with a sufficiently big willingness to listen different opinions (i.e. a sufficiently big α_c), leads to a convergence in the opinions characterized by very similar network statistical features. Despite that we found that under some condition is possible to create networks which are more resient to change. For the case of scale free initialization we observed that the slope of the initial degree distribution makes a relevant difference for the time in which it is maintained during the dynamics. While for the small world initialization we discovered that the fundamental characteristics of this kind of network (high network clustering associated with low mean path) are not destroyed by the dynamics.

We provided growth laws which allow to predict the model results when the model is applied at larger scales or longer evolution times. Interestingly most of the trends are best fitted by a power law, suggesting the presence of some kind of scale invariance with respect to the affinity's topological measures. On this regard we shown that despite strong similarities in the convergences times, the networks with more ordered structure (i.e. regular lattices and small worlds) tends to converge with larger average degrees and clusterings and with smaller mean paths than the networks with a less ordered organization (random and scale free), as it is expected to happen the real world dynamics. Finally we observed that, while the presence of hubs in the initial network does not change significantly the final shape of the social network the uniformization effect of the model's dynamics is stronger when the slope of the power law with which we initialized the model is larger.

References

1. F. Bagnoli et al.: *Dynamical affinity in opinion dynamics modeling*, PRE, 76, pp.066105, (2007).
2. A.-L. Barabási,; R. Albert: *Emergence of scaling in random networks*, Science, 286, pp. 509512,(1999).
3. T. Carletti et al.: *How to make an efficient propaganda*, Europhys. Lett., 74 (2), pp. 222-228, (2006).
4. T. Carletti et al.: *Birth and death in a continuous opinion dynamics model. The consensus case*, Volume 64, Number 2, pp.285-292, (2008).
5. T. Carletti, *On the evolution of a social network*, preprint, (2009).
6. T. Carletti et al.: *Shaping opinions in a social network*, Accepted for *Proceedings of Italian Workshop of Artificial Life and Evolutive Computation*, (2008).
7. P. Erdős; A. Rényi *On Random Graphs I*, Publicationes Mathematicae, 6, pp. 290-297, (1959).
8. D.J. Watts, S.H. Strogatz: *Collective dynamics of small-world networks*, Nature, 393, pp 440, (1998).
9. G. Weisbuch, G. Deffuant, et al: *Meet, Discuss and Segregate!*, Complexity, 7, No. 3, (2002).
10. E.M. Jin, Michelle Girvan, M.E.J. Newman: *The Structure of Growing Social Networks*, Working Papers 01-06-032, Santa Fe Institute, (2001).