

RESEARCH OUTPUTS / RÉSULTATS DE RECHERCHE

Problem Solving

Carletti, Timoteo; Guarino, Alessio; Guazzini, Andrea; Stefanelli, Federica

Published in:

Journal of Artificial Societies and Social Simulation

DOI:

[10.18564/jasss.4292](https://doi.org/10.18564/jasss.4292)

Publication date:

2020

Document Version

Publisher's PDF, also known as Version of record

[Link to publication](#)

Citation for pulished version (HARVARD):

Carletti, T, Guarino, A, Guazzini, A & Stefanelli, F 2020, 'Problem Solving: When Groups Perform Better Than Teammates', *Journal of Artificial Societies and Social Simulation*, vol. 23, no. 3, 4, pp. 1-16.
<https://doi.org/10.18564/jasss.4292>

General rights

Copyright and moral rights for the publications made accessible in the public portal are retained by the authors and/or other copyright owners and it is a condition of accessing publications that users recognise and abide by the legal requirements associated with these rights.

- Users may download and print one copy of any publication from the public portal for the purpose of private study or research.
- You may not further distribute the material or use it for any profit-making activity or commercial gain
- You may freely distribute the URL identifying the publication in the public portal ?

Take down policy

If you believe that this document breaches copyright please contact us providing details, and we will remove access to the work immediately and investigate your claim.



Problem solving. When the group performs better than teammates.

[Anonymised review copy]

Abstract: People tend to form groups when they have to solve difficult problems because it is commonly believed that groups have better problem-solving capabilities than individuals. Indeed, during their evolution, human beings learned that cooperation is frequently an optimal strategy, useful to solve hard problems both quickly and accurately. The ability of a group to determine a solution to a given problem, once the group members alone cannot, has been labelled as *Collective Intelligence*. Such emergent property of the group as a whole is the result of a complex interaction between many factors. We hereby propose a simple and analytically solvable ABM which unravel the direct link between Collective Intelligence and the average intelligence of the group members. Our main result is that, accordingly to the task difficulty, three scenarios do exist, each one characterised by a different (non trivial) relation between Collective Intelligence and average teammates intelligence. Moreover our model is designed to set up new possible experiments and to explain the apparent discording empirical results currently available in the literature.

Keywords: Collective Intelligence, Problem solving, Emergent behaviour

Introduction

- 1.1 *The whole is more than the sum of its part* (Anderson 2011; Baumeister et al. 2016) is a leitmotif of complex systems research being at the root of the concept of emergence. This sentence has been invoked in many scenarios to explain the onset of ordered self-organised structures (Nicolis & Nicolis 2012). In this work we propose, an application of the former “motto” to social sciences, in particular to the process of task solving. Indeed human beings, like many other social animals, can organise themselves into groups to solve tasks that the single individual is unable to complete (Smith 1994). This can be an *incremental* support, joining their strengths agents will be capable to overcome the hurdle each one could not separately achieve, or a *coordination* step where each agent will bring her own knowledge to create something new: a (social) group knowledge capable to solve higher level tasks. The latter can be named *Collective Intelligence (CI)*, and it is a measure of the advantage of being in a group compared to isolated individuals. In this view, (Szuba 2001) defined the *CI* as the property of a social structure that originates when individuals interact and results in the acquisition of the ability to solve new or more complex problems.
- 1.2 The process of social problem-solving that the group implements in order to solve higher-level tasks is the result of the group members cooperation, competition and of their abilities in sharing knowledge. Thus, people tend to turn to groups when they have to untangle complex problems because they believe that groups have better problem-solving skills than a single individual (Forsyth 2018). Researchers found that self-organisation of human crowds, improved nowadays because of the communications technologies that simplify information spread, can lead to original ideas and solutions of notoriously hard problems. These include designing RNA molecules (Lee et al. 2014), computing crystal (Horowitz et al. 2016), improving medical diagnostics (Kurvers et al. 2016), predicting protein structures (Cooper et al. 2010), proving mathematical theorems (Gowers & Nielsen 2009) and collaborative mathematics such as the polymath blog (Gowers 2009) or even solving quantum mechanics problems (Sørensen et al. 2016).
- 1.3 As previously stated, the *CI* can be defined as the difference between the rate of success of the group on a specific problem and the average rate of success of its members, on the same issue. This is thus an emergent property of the group as a whole, not reducible to the simple sum of its members' individual intelligence. The available literature shows that the group performance is affected by several factors, such as: the group members characteristics, the group structure that regulate collective behaviour (Woolley et al. 2015), the context in which the group works (Barlow & Dennis 2016), the cognitive processes underlying the social problem-solving reasoning

(Heylighen 1999), the average of members' Intelligence Quotients (Bates & Gupta 2017) and the structure (Credé & Howardson 2017; Lam 1997), and the complexity of the problem that should be solved (Guazzini et al. 2019; Capraro & Cococcioni 2016; Guazzini et al. 2015; Moore & Tenbrunsel 2014).

- 1.4 During the past few years, the *CI* has attracted a large interest from the scientific community, notably from the empirical research side, as individual intelligence did in the last decades. The individual intelligence has been defined as the ability of human beings to solve a wide variety of tasks (Gardner 2011). Adopting an analogous point of view, the *CI* has been defined as a general factor able to explain the "group performance on a wide variety of tasks" (Woolley et al. 2010). According to the most recent studies, the latter is able to predict about 43% of the variance of the group performance and it is strongly correlated with three different variables: the first one is the variance of the conversation turnover, the second one is the proportion of women in the group, and the last one is the average of members' abilities in the theory of mind (Engel et al. 2015, 2014; Woolley et al. 2010). The same studies find that the average of the teammates intelligence quotient ($\langle IQ \rangle$) is not a significant predictor of group performance ($r = 0.18$) (Woolley et al. 2010).
- 1.5 Despite several studies brought empirical evidence about the existence of a unique factor capable of explaining a large part of the group performance, some recent works aimed at resizing the dimensionality of such a model (GRAF et al. 2019; Bates & Gupta 2017; Credé & Howardson 2017). In particular, a recent re-analysis of the four main empirical studies in the field of *CI* (Barlow & Dennis 2016; Engel et al. 2015, 2014; Woolley et al. 2010) does not support the hypothesis of a general factor able to explain the performance variation across a wide variety of group-based tasks (Credé & Howardson 2017). Studies conducted in an online environment support the claim that *CI* would manifest itself differently depending on the context (Barlow & Dennis 2016). Furthermore, the literature suggests the existence of different models of *CI* able to explain the variance of group performance, for different kind of task (Credé & Howardson 2017; Wildman et al. 2012). In this regard, Lam (Lam 1997) shown how the structure of the task affected the quality of group communications and decisions. Finally, a complete replication of some standard studies aimed to characterise and measure the *CI*, conducted with a different sample, shown that sometimes the group performance can be significantly and strongly correlated with $\langle IQ \rangle$. In particular, in (Bates & Gupta 2017) the authors reported that in their experiments the *CI* resulted completely indistinguishable from the members Intelligence Quotients.
- 1.6 Given the different, and sometimes contradictory, available empirical results about the *CI* and its characterisation in terms of relevant variables, the aim of our work is thus to shed some light on this issue using a mathematical approach. Even though the literature identified a relationship among *CI*, group structure and task complexity (Capraro & Cococcioni 2016; Guazzini et al. 2015; Moore & Tenbrunsel 2014), the limited number of studies in this field makes this dynamics still elusive. In particular, it is possible to hypothesise the existence of a non-linear interaction between the potential of the group, e.g. the average of members' intelligence, and the difficulty of the problem that the group has to solve. This interaction may explain the variance of group performance reported by literature. Thus, it could be relevant for this research field to clarify the intertwined relationship between the two fundamental dimensions introduced above (i.e., task complexity and members' intelligence) in order to develop a model allowing to understand the group performance. A possible way to achieve this goal is going through the analysis of the cognitive processes underlying the social problem-solving dynamics developed inside the group. In this regard, Heylighen (Heylighen 1999), through an interesting formal model, suggested that groups, solving a task, would develop a Collective Mental Map (CMM), as a product of the interaction between some psychosocial processes, such as the cross-cueing (Meudell et al. 1995) and the information and knowledge sharing. The Heylighen's framework allows to study the *CI* dynamics taking into account the merge of the group members' representations of the problem in a single representation labelled as Member Map (MM). The MMs are usually defined as composed by a set of problem states, a set of possible steps for the solution of the task, and a preference fitness criterion for selecting the preferred actions (Heylighen 1999). Here, adopting the Heylighen framework, we propose a mathematical model of *CI* able to shed light on the process resulting from the interaction between the average of group members' intelligence and the difficulty of the task, and thus open the way to a better understanding of the *CI*.
- 1.7 The paper is organised as follows. In the next section we introduce the formal model based on the Heylighen hypothesis and an operational definition of *CI*. Then we will present the theoretical consequences of our model and we corroborated them with some numerical results. We finally conclude our study with a discussion about the potential follow-ups of this work and the empirical studies one could organise to check its goodness.

Methods

- 2.1 As already stated, our work is grounded on the Heylighen theoretical model of collective mental maps; the

stylised model we derive, allows us to provide a possible explanation of the discording results recently presented in the literature about the *CI* and its determining factors, more precisely the existence of a correlation between the *CI* and the teammates *IQ* (Bates & Gupta 2017) and the absence of such correlation (Woolley et al. 2015). Based on simple rules inspired by cognitive processes, we will build a formal model that will help us to unravel some open issues about the emergence of *CI*. We anticipate that our model will be deliberately abstract to clearly identify the main drive for the emergence of the collective intelligence, but on the other hand general enough to allow for practical implementation into a real experiment.

The Heylighen hypothesis

- 2.2** Assuming the Heylighen framework to study the dynamics under scrutiny, it appears necessary to distinguish between the construct of intelligence and knowledge. One of the most shared definitions of intelligence suggests separating fluid intelligence from the crystallised one. Fluid intelligence is a set of skills and abilities useful during the reasoning processes and in the acquisition of new knowledge (Bates & Shieles 2003; Stankov 2003). Crystallised intelligence is the set of already stored knowledge needful to the effective problem-solving reasoning (Bates & Shieles 2003; Horn & Masunaga 2006). In the light of the proposed distinction between the two sub-components of intelligence, the crystallised and the fluid one, we can assume that the individual Intelligence Quotient is the result of a complex function among several factors, including the stored knowledge (Cattell 1943). The latter is a factor of interest because it is both cause and effect of the *IQ*: the ability to acquire knowledge depends on the fluid intelligence (Beier & Ackerman 2005), and, at the same time, the ability to solve a wide variety of tasks, namely *IQ* (Spearman 1904), is determined by the previously stored knowledge, or crystallised intelligence (Bates & Shieles 2003). So, we can argue that the agents knowledge is the best marker for their intelligence
- 2.3** Adopting the Heylighen topological metaphor of human intelligence, the knowledge of the i -th agent can be described by a vector made of D entries (knowledge nodes), denoting the previously introduced set of problem states or set of possible steps for the solution of the task, $\vec{K}^{(i)} = (K_1^{(i)}, \dots, K_D^{(i)})$. In the following we will refer to the latter as a generic agent's knowledge on a topic. To simplify the notation we assume to normalise this vector, such that its components can assume a value in $[0, 1]$, the smaller (resp. the larger) the value the lower (resp. the higher) is the knowledge on this specific topic. The total knowledge of an agent can be captured by the sum of the entries of her knowledge vector, $IQ^{(i)} = \sum_{j=1}^D K_j^{(i)}$, the latter can thus be used as a proxy of the Intelligence Quotient (*IQ*) of the agent. Adopting such a metaphor, in Fig. 1 we report a schematic representation of the agent knowledge vector. For each of the D topics, the agent has a knowledge level schematically represented as a bar of different heights.
- 2.4** For a sake of simplicity we assume that an agent is able to solve a task with difficulty τ , a real number in $[0, 1]$, if all the entries in her knowledge vector are larger than τ , namely $\min_j K_j^{(i)} \geq \tau$ (see Fig. 1). Let us observe that the dimension D participates, even if indirectly, to make a task hard or not, indeed if D is large it can be difficult (i.e. less probable) for the agents to have all the entries of their knowledge vector larger than τ . Secondly we remark that we can relax the definition of task difficulty by assuming the need for different levels of knowledge in each topic to achieve a task, that is the latter would be a D -dimensional vector, $\vec{\tau} = (\tau_1, \dots, \tau_D) \in [0, 1]^D$, and an agent would be able to solve this task if $K_j^{(i)} \geq \tau_j$ for all $j = 1, \dots, D$. For a sake of simplicity we decided to adopt the former simpler assumption and we deserve the latter one for a more detailed further analysis.
- 2.5** The last required ingredient is a set of rules driving the merge of different mental maps (agents' knowledge) into a common one (group knowledge) in order to model the group problem solving process. Since no previous research explored the connection between task difficulty and group knowledge potential in order to explain the *CI* dynamics, we choose to build an abstract model under the assumption of perfect communication between group members, neglecting thus in first approximation all the biases that could affect the group discussion and decision making or problem solving. In this way we will be able to capture the main drive for the emergence of the collective intelligence. Let us observe that some of the above mentioned biases could be easily inserted in the model (see Discussion and Model Documentation Sections), we nevertheless stick to our initial choice in this first analysis.
- 2.6** In particular, Heylighen suggested that groups facing with a certain task solving problem, develop CMMs (Heylighen 1999), that, in the absence of any communication issue and/or social hierarchy, can be obtained with agents "juxtaposing" their knowledge vectors, that is the CMM will result to be a D -dimensional vector, $\vec{G} = (G_1, \dots, G_D)$, whose entries are the "best ones", i.e. the ones with the largest values, among the agents, more precisely $G_j = \max_i K_j^{(i)}$ (see Fig. 2). The total knowledge of a group can be measured by the sum of the agents *IQ*, that is $IQ_{(G)} = \sum_i IQ^{(i)}$.

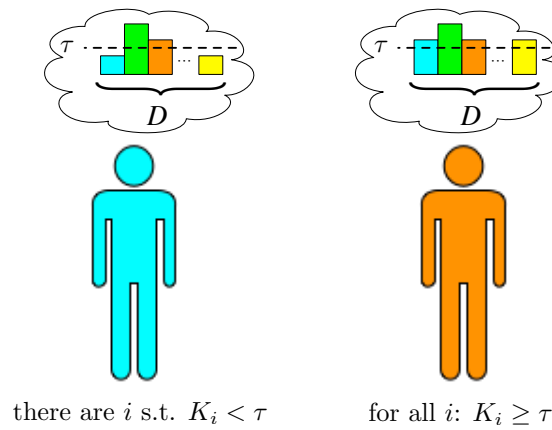


Figure 1: **Agent knowledge and agent solving a task.** Each coloured bar schematically represents the agent knowledge on a given topic, the higher the bar the better the knowledge; the set of all the bars represents the knowledge vector of the agent the. τ (horizontal dashed line) is the task difficulty: an agent is able to solve the task if she exceeds τ in all the topics. The blue agent on the left is unable to solve the task, while the orange one on the right can do it.

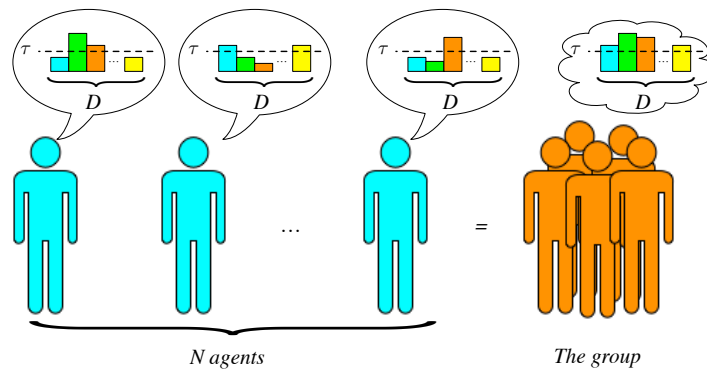


Figure 2: **Collective Mental Map and group task solving.** The group is made by N agents, each one endowed with her knowledge vector, i.e. the set of coloured bars representing the level of knowledge on each topic. τ (horizontal dashed line) is the task difficulty, no single agent is able to solve the task because there are topics where she doesn't reach the minimum required level τ . The Collective Mental Map is obtained by taking the best level in each topic among the agents, this is obtained as the result of the exchanges among the agents that are assumed to be free from any "transmission errors" or biases. The group is able to solve the task because it exceeds the threshold τ in all the topics.

- 2.7 Based on the above, a group is able to solve a task of difficulty $\tau \in [0, 1]$ if $\min_j G_j \geq \tau$. Clearly if the group contains agents capable to solve by their own a task of a given difficulty, the group would also do the same but in this case the CI will be null because there is not an added value to be together. On the other hand, a group made by agents unable to solve individually a task of a given difficulty, but excelling in sufficiently many different topics, could perform well and solve a problem where each agent will fail. In this latter case one can consider such achievement an emergent property of the group and assign a large CI (see Fig. 2).

An operational definition of Collective Intelligence

- 2.8 Given a task of difficulty $\tau \in [0, 1]$ in a knowledge space of D dimensions, we can define the CI as the difference between the rate of success of the group and the rate of success of the average agent composing the group. This function depends thus on τ and D , it is non negative and positive values are associated to tasks too hard for the individual agent while solvable by the group.
- 2.9 Let us consider a group made by N agents and consider a task with difficulty τ in a D dimensional knowledge

space. Assume also that the knowledge of the i -th agent on the j -th topics is a stochastic variable with a probability distribution $p(x)$ with support $[0, 1]$. Without loss of generality, we hereby hypothesise that $p(x)$ is the same for all topics; observe however that this working assumption will not substantially modify our conclusions. One can thus determine (see Appendix A for more details) the probability for the i -th agent to exceed a level τ of knowledge on the j -th topic. From the assumption that the entries of the knowledge vector are i.i.d. random variables, we can obtain the probability, $\pi^{(i)}(\tau, D)$, that the i -th agent is able to solve the D dimensional task characterised by a difficulty τ , namely to exceed the level τ on all the D dimensions of the task.

2.10 By its very first definition, the Collective Mental Map is obtained by letting the agents to interact, compare and exchange their knowledge levels; eventually determining the group knowledge vector obtained by taking the largest values among all the agents knowledge vectors, across each dimension of the task. Hence from the previous result concerning each single agent, one can straightforwardly compute the probability distribution, say $\Pi_N(\tau, D)$, for the j -th component of the Collective Mental Map to be larger than τ (see Appendix A).

2.11 Finally the Collective Intelligence for a group of size N would result the difference among the previous two functions:

$$CI_N(\tau, D) := \Pi_N(\tau, D) - \pi^{(i)}(\tau, D). \quad (1)$$

A simple Agent Based Model

3.1 The process described in the previous section can be schematically represented by the flow diagram reported in Fig. 3 and described in full with the algorithm presented in the Model Description Section. To initialise the model we have to set the number of agents, N , the size of the knowledge vector, D , and the task difficulty, τ . Then we have to fix the probability distribution of the entries of the knowledge vector, let us observe that we also allows for the possibly to choose the number of agents actually discussing simultaneously, $2 \leq k \leq N$. At that point the process goes on and we can extract the results.

3.1 As already stated we decided to deal with small groups, e.g. made by $N = 5$ agents, to assume perfect transmission among the agent and to avoid any hierarchical structure in the group. Let us observe that working with a small number of agents would allow to transfer our conclusions and test them with a real experiment involving a group of small size, whose dynamics is simpler than for a larger group, being the former characterised by no division in subgroups, fast communications, absence of delay or memory effects, just to mention few aspects. These assumptions can be implement in a simple ABM as follows. The N agents meet and discuss about one among the D topics, they have in their knowledge vectors; such topics, say j , is randomly chosen with uniform probability from the D available ones. At the end of the interaction each agent leaves the group having learnt the highest value on the topics under discussion from the teammates, i.e. each agent replaces her $K_j^{(i)}$ with the $\max_i K_j^{(i)}$. One time step is fixed by performing sufficiently many meetings is such a way all the D topics have been discussed at least once (see Appendix B).

3.2 Of course we could relax the assumption that all agents interact at the same time and on the contrary hypothesise that only k agents discuss simultaneously ($2 \leq k \leq N$). In our opinion this scheme will be relevant once N is large in such a way many body interactions are forbidden by the system size and the cognitive capacities of the agents. For this reason we preferred not to adopt such scheme in the following.

3.3 At the beginning of the process, we evaluate each individual agent against the task, then after the meetings we evaluate the whole group against the task and we measure the (possible) improvement of the group over the single agent, that as previously stated is a proxy for the CI .

Results

4.1 The ABM described in the previous section is schematically represented by the flow diagram reported in Fig. 3 and presented in the algorithm in the Model Description Section. This model can be analytically solved as we will hereby show. First of all we fix the distribution for the agent knowledge; we assume the agent knowledge on each topic to follow an unimodal distribution with a peak at some intermediate value $\beta \in (0, 1)$, denoting thus the most probable level of knowledge for each topic. For a sake of simplicity we assume each entry in the agent knowledge vector to follow a “tent distribution” with parameter β (see Fig. 4). In the Appendix C

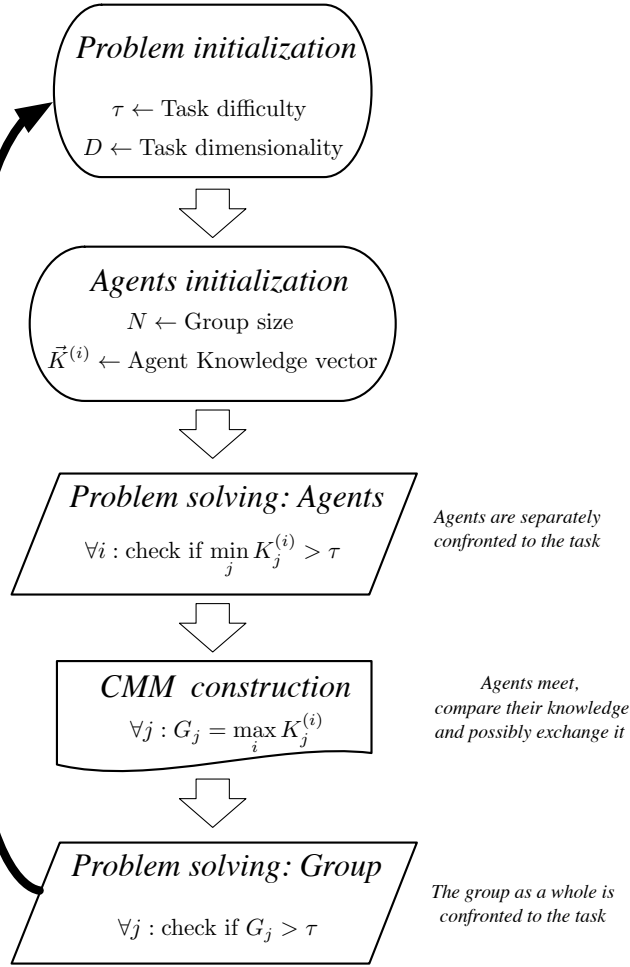


Figure 3: **The flow diagram.** We schematically represent the main steps of the (social) problem solving process. In the block named “Problem solving: Agents”, each agent tries to solve the task independently from the group. The phase called “CMM construction” could be assimilated to an ABM where teammates meet, compare and exchange their knowledge values, namely they organise a meeting. The last part, “Problem solving: Group” deals with the whole group facing to the task and using the knowledge merged during the previous step. See also the algorithm presented in the Model Description Section.

we briefly present the case of uniformly distributed agents knowledge and we can observe that the results are qualitatively similar to the ones hereby presented.

- 4.1** The CI (given by (9) in Appendix A) can be explicitly computed in the case of the tent distribution and it results to be

$$CI_N^{(tent)}(\tau, D) = \left[1 - \left(\frac{\tau^2}{\beta} \right)^N \right]^D - \left(1 - \frac{\tau^2}{\beta} \right)^D, \text{ if } 0 \leq \tau \leq \beta, \quad (2)$$

and

$$CI_N^{(tent)}(\tau, D) = \left[1 - \left(1 - \left(\frac{(1-\tau)^2}{1-\beta} \right) \right)^N \right]^D - \left(\frac{(1-\tau)^2}{1-\beta} \right)^D, \text{ if } \beta \leq \tau \leq 1. \quad (3)$$

To check the goodness of (2) and (3) we performed some dedicated numerical simulations of the ABM involving a small group made by $N = 5$ agents, each one endowed with a $D = 5, 10$ and 20 dimensional knowledge vector, whose entries are drawn according to the tent distribution with parameter β . We also let the group to have sufficiently many meeting to be able to discuss on every topics (see Appendix B for more details). The results are reported in Fig. 5, in all the cases the CI has a similar behaviour, it starts very small, then it increases up to a maximum value for a given value of the task difficulty and then it decreases again toward zero. Indeed,

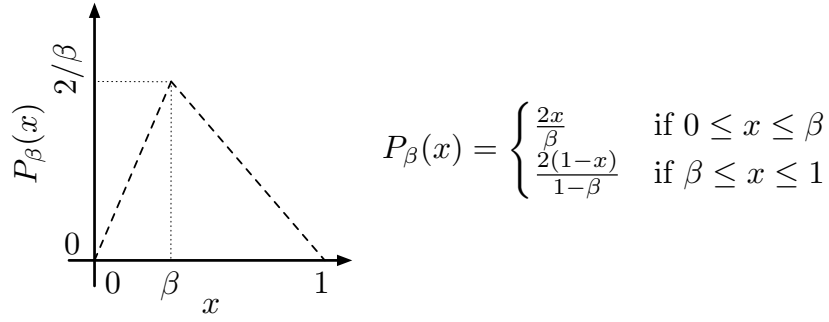


Figure 4: **The tent distribution with parameter β .** The shape of the distribution mimics a bimodal distribution for the values of the agents knowledge with the existence of a high probable value, β .

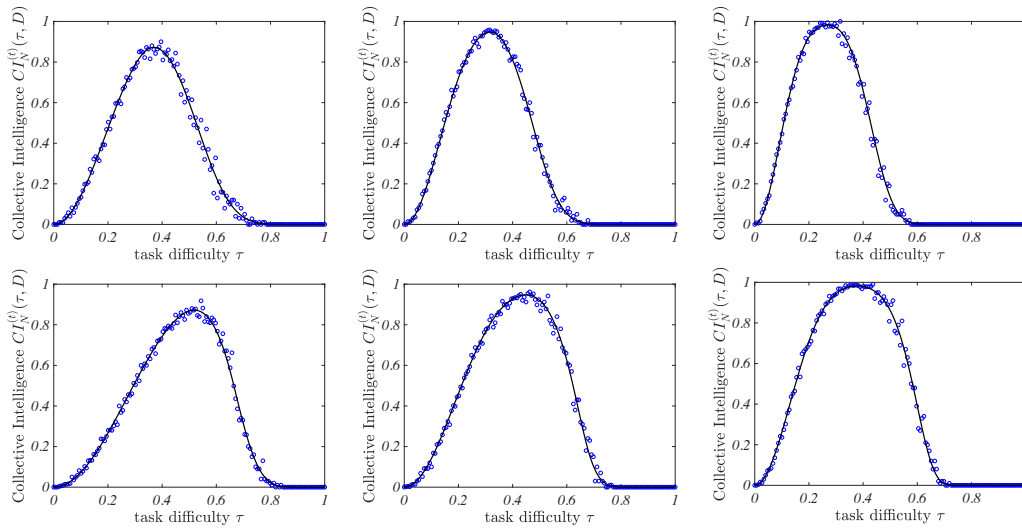


Figure 5: **Collective Intelligence as a function of the task difficulty for a small group.** We compare the numerical results of the ABM (blue dots) versus the analytical model (black lines) describing the collective intelligence for a group made of $N = 5$ agents, as a function of the task difficulty τ across several dimensional knowledge spaces: $D = 5$ (left panel), $D = 10$ (middle panel) and $D = 20$ (right panel). The upper panels correspond to $\beta = 1/3$ while the lower ones to $\beta = 2/3$. To reduce the stochastic effects of the model each point has been obtained as the average over 100 independent replicas and we let the agents to meet 500 times.

for very easy tasks, $\tau \ll 1$, the CI is very small: both the average agent and the group are able to solve the task and thus there is no gain in participating to a group discussion. As the difficulty increases, the average agent is less and less capable to solve the task while the group perform excellently. For much larger thresholds, nor the agent nor the group are able to solve the task and thus CI gets again very low.

- 4.2 The IQ of an agent with a D -dimensional knowledge space can be exactly computed under the assumption of values distributed accordingly to the tent distribution, and it equals:

$$\langle IQ \rangle = \frac{1 + \beta}{3} D, \quad (4)$$

it is thus an increasing function of the parameter β . We can hence study the dependence of the CI on the average IQ , for fixed task difficulty τ and dimension D , by varying β . Results are reported in Fig. 6 for an easy task ($\tau = 0.1$ red circles), a simple task ($\tau = 0.3$ green diamonds) and a more difficult one ($\tau = 0.6$ blue triangles). One can observe three clearly different behaviours; in the case of the simple task the average agent is not able to

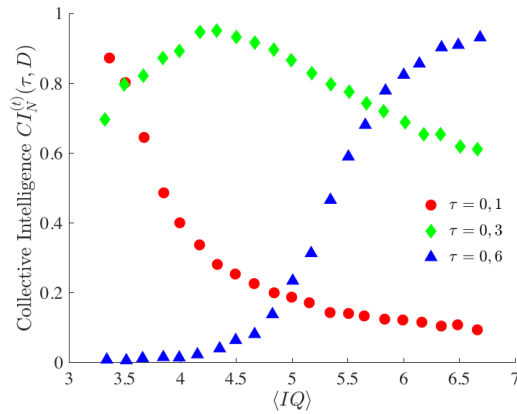


Figure 6: **Collective Intelligence as a function of the average agent IQ in a small group.** We show the CI for a group made by $N = 5$ agents solving an easy task ($\tau = 0.1$ red circles), a simple level task ($\tau = 0.3$ green diamonds) or a more difficult one ($\tau = 0.6$ blue triangles), in all cases $D = 10$. One can observe three different scenarios according to the task difficulty determining completely different behaviours for CI as function of $\langle IQ \rangle$. The “bell-like shape” is universal across the different parameters range, for $\tau \ll 1$ almost all the teammates are able to solve the task and so does the group but there is no incentive to be in the group and so $CI \sim 0$. At the other extreme, $\tau \sim 1$, nor the agents nor the group are able to solve the too difficult task and so again $CI \sim 0$. The intermediate range is the more interesting, teammates cannot solve the task while the group can, the CI emerges and takes large values. To reduce the stochastic effects of the model each point has been obtained as the average over 100 independent replicas.

solve the task once the average IQ is small while the group does, hence the CI is positive and increasing because the group still performs better than the average agent even for larger IQ. Once the IQ increases even more, the average agent fills the gap and she starts to perform better, the CI thus decreases because there is no longer an incentive in being in a group. On the other hand, in the case of a more difficult task, the CI is always positive and increasing meaning that the average agent never performs as well as the whole group. While for the easy task, the CI is always positive but decreasing meaning that the group is always able to solve the task and the average agent very soon is able to do the same.

- 4.3 To obtain a global view we report in Fig. 7 the CI, for a group made by $N = 5$ agents, as a function of τ and D for two values of the β -parameter of the tent distribution. One can observe that as the dimensionality D increases, the group will always perform better than the single agent even for small τ , indeed the blue zone on the left part of each plot shrinks as $D \gg 1$. Comparing both panels of Fig. 7 one can conclude that the group performs better than the single agent, i.e. it is able to solve more difficult tasks - large τ and D - as β increases; this somehow counter intuitive phenomenon can be explained by the fact that even if the average agent has a large IQ for large β , the high dimensionality of the task makes almost impossible for the agent to exceed in all the topics and thus she will be unable to solve the task. This is not the case of the group because it will gather the best from each agent.
- 4.4 This non monotone behaviour of the CI as a function of the average IQ can explain the different experimental results available in the literature, where some authors find an increasing correlation between CI and the average IQ, such as the ones reported by (Bates & Gupta 2017) while other ones find a weak correlation between the the same variables, see for instance (Woolley et al. 2015). Our model and the resulting analysis suggest that both studies are right, the point is that the chosen groups (or the tasks) were sitting in different locations of the parameters space: one where the relation is increasing (see triangles or diamond curves in Fig. 6) the other where it is decreasing (see circle or diamond curves in Fig. 6), but the underlying mechanism has always been the same. Having understood this point, allows us to design new experiments where we can control, and tune, the above variables.

Discussion

- 5.1 The present study aims at developing an abstract formal model to analyse the Collective Intelligence process, namely the ability of a group to better perform on problem solving than each isolated teammates. The for-

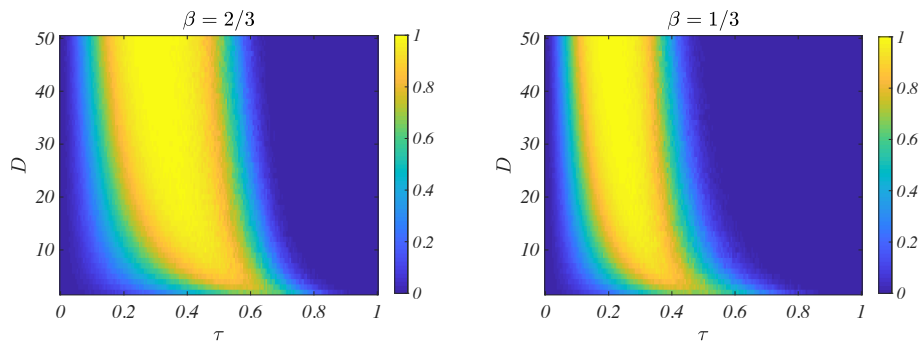


Figure 7: **Collective Intelligence as a function of the task difficulty** (τ , D). We show the dependence of the Collective Intelligence on the task difficulty, τ and D , for a group made by $N = 5$ agents whose knowledge vectors are distributed according to a tent distribution with parameter $\beta = 2/3$ (left panel) and $\beta = 1/3$ (right panel).

mal model here developed is rooted on a minimal set of fundamental assumptions derived from the literature (Woolley et al. 2010; Bates & Gupta 2017; Heylighen 1999), and it analyses the (complex) interaction existing among the task difficulty, the average teammate intelligence and the CI . In particular, the model focusses on the interaction between the agent ability to solve a task, i.e. her intelligence, and the CI , namely the group capability to solve the task.

- 5.2** The results obtained from our ABM, corroborated by analytical ones, support the hypothesis of the existence of a non-linear relation between the Collective Intelligence of a group and the average Intelligence Quotient of the group members, mediated by the task difficulty under study. Indeed for simple tasks, the CI is a decreasing function of $\langle IQ \rangle$, namely the combination of the agents knowledge rapidly becomes redundant because of the “simplicity” of the problem to solve. A second and more interesting regime emerges for tasks with intermediate difficulty. Within this regime the relation between CI and $\langle IQ \rangle$ exhibits a non-monotone behaviour, initially, CI increases with $\langle IQ \rangle$ but then a tipping point is reached, beyond which an increasing $\langle IQ \rangle$ produces a decreasing CI . In this regime, there is an optimal combination of task difficulty and average group IQ . A third regime shows that for tasks with a strong difficulty, the CI monotonically increases with $\langle IQ \rangle$; moreover a (almost sharp) phase transition emerges by varying $\langle IQ \rangle$: beyond this value the group would be always much better than its members, even if the rate of successes would decrease because of the task complexity itself.
- 5.3** We deliberately built an abstract and simple ABM to unravel the role of each constituting element we considered. Every model is a partial representation of the reality, we had thus to leave out some factors, that would be considered in future work, such as the imperfect information transmission, group structure, kind of leadership and specific features of the agents (e.g. teammates’ empathy, and social abilities, hierarchical position in the group). We are aware that the latter ones represent two fundamental factors in the modelling of group dynamics. We hypothesised that the two experimental frameworks (Woolley et al. 2010; Bates & Gupta 2017) that motivated our research, have been performed on randomly assembled small groups of unknown people, without giving them any set of rules regarding communication, status and role. We can thus conclude that even if during the tasks, teammates spontaneously adopted some of such communication channels, their net effect would average out in the repeated experiments because of the random assembling of the groups and the absence of any rule, leaving hence the sole interplay between task difficulty, $\langle IQ \rangle$ and CI .
- 5.4** Let us however emphasise that despite that, the results of our model suggest a possible interpretation for the, apparently, contradictory results from the literature regarding the existence of a CI factor, as well as the more challenging question about its magnitude (Woolley et al. 2010; Bates & Gupta 2017). The correlation between CI and $\langle IQ \rangle$ appears not to be the right observable to answer the above questions, because of the presence of hidden variables among which we have pointed out the main role played by the task difficulty. First of all, the relation between CI and $\langle IQ \rangle$ appear to be non-linear, and as a consequence, any linear statistics approach (e.g., factor analysis) would fail to capture the problem on the whole. Second, the role of the task difficulty, which is of course frequently an elusive concept to measure in ecological conditions, appears to determine non-linear effects on the relation between CI and $\langle IQ \rangle$, changing as a consequence the magnitude and the sign assumed by the parameter of any linear statistics relating them. In particular, if an experiment is realised within the first scenario (i.e. simple tasks, e.g. circle curves in Fig. 6) the sign of a correlation statistics between CI and $\langle IQ \rangle$ would be negative, while it would be positive within the third scenario (i.e. very hard tasks, e.g. triangle curves in Fig. 6). Finally, within the second scenarios, a small or even an absent correlation between CI and $\langle IQ \rangle$

would appear; small correlation would result from a positive correlation for small values of $\langle IQ \rangle$, followed by a negative one for larger values, e.g. see diamond curves in Fig. 6.

- 5.5 Our model appears to be able to capture an interesting non-linear interaction between the potential of the group (i.e., the average of its members' intelligence), and the difficulty of the task. In particular, our numerical results seems to capture the qualitative trends provided by the recent literature (Woolley et al. 2010; Bates & Gupta 2017), confirming a good agreement between theory and experimental data. Based on our results we propose to design experiments where the task difficulty is a controlled variable and thus check the dependence between CI and $\langle IQ \rangle$.
- 5.6 In order to explain our results according to the Heylighen framework of Collective Mental Map, we hypothesised that the process of merging of the subjects mental maps would introduce several non-linear effects simplified by the proposed linear analysis provided by previous studies, e.g. (Woolley et al. 2010; Bates & Gupta 2017). Even assuming perfect communication between subjects, thus not being affected by any bias in the group interaction (e.g., hierarchies, roles, leadership, status), our implementation of the Heylighen CMM shows how the IQ of the most intelligent member of the group, should appear as the most important factor to solve simple tasks (Bates & Gupta 2017), but no longer strongly related with the group outcomes for intermediate task complexity. According with our results, this can happen when the task difficulty overcomes the capacity of most intelligent member, that still would need a support from other members to build a collective mental map to solve the task. As a consequence we argue that the tasks proposed in (Woolley et al. 2010) were appropriate for the level of intelligence of the sample used in these studies, fitting thus with our second regime. On the other hand, the same tasks could be too simple for the sample of the second study (Bates & Gupta 2017) and the average IQ of the teammates was too high to solve them.
- 5.7 In conclusion we proposed a simple and abstract model able to explain some relevant results in the literature about group problem solving (Woolley et al. 2010; Bates & Gupta 2017). We are notwithstanding aware that we left aside some important actions groups adopt to increase collective performance once faced to such problems, e.g. division of labour, hierarchies and cooperation devices just to mention few. However we believe that the latter ones can be considered sort of "second order corrections" and for this reason we are confident that our model contains the main ingredients and with the sufficient level of abstraction to describe interaction in small groups as found in experiments, where agents are told to use basic rules. We also simplified the inter agents communication by discarding features such as communication biases or hierarchy, we nevertheless show that such features could be easily implemented in our model and we thus left this improvement for a future work.

Acknowledgement

- 5.8 T.C. would like to thank the University of the Reunion Island for providing him partial financial support within the call "Expert invité 2018".

Model Documentation

- 6.1 We use Matlab (MATLAB 2019) to develop our codes for both the ABM and the analytical study. In this way we have a full control on the whole framework and we can adapt it at our will. The core of the ABM is presented hereby (algorithm) using the matlab syntax; such main module is the used by varying the several parameters to perform the numerical simulations presented in the work. Please cite the present paper if you use this code, in its present form or modifying it.
- 6.1 As already stated our model suffers from some limitations in the way exchanges among teammates can arise in real cases, e.g. we assume perfect information transfer. Let us however observe that such transmission bias can be straightforwardly included into the model, for instance it is enough to modify line 20 by adding a noise term once computing the maximum values of the agents knowledge values on the discussion topic, the size of the noise will be a proxy for the transmission bias. So in conclusion, even if our model is simple and abstract, it is very flexible and allows to be easily modified to include new factors.

Appendix A: About the mathematical details of the Collective Intelligence

The aim of this section is to provide all the necessary mathematical details to compute the CI starting from the probability distribution of the knowledge of each agent. Consider thus a group made by N agents and assume

Algorithm 1 ABM: group interaction

```
1:  $D = 5$ ; % Size of the knowledge vector
    $\tau = 0.1$ ; % the task difficulty
    $N = 5$ ; % group size
    $k = 5$ ; % meeting size
       % if  $k < N$ , then agents meet in subgroups
    $\beta = 1/3$ ; % parameter of the tent distribution
2:  $team = \text{zeros}(D, 1)$ ; % this is the knowledge vector of the team
    $A = \text{zeros}(D, N)$ ; % the matrix A contains the knowledge vectors of the agents as columns
3: for  $kk = 1 : N$  do
4:    $x = \text{tentdraw}(D, \beta)$ ; % draw D numbers according to the tent distribution with parameter beta
5:    $A(:, kk) = x'$ ;
6: end for
7: % ABM meeting
8:  $Niter = 500$ ; % number of interactions among agents
9: for  $hh = 1 : Niter$  do
10:  % create a group of k agents
11:  if  $k < N$  then
12:     $idx = \text{ones}(1, k)$ ;
13:    while ( $\text{length}(\text{unique}(idx)) = k$ ) do
14:       $idx = \text{ceil}(N * \text{rand}(1, k))$ ;
15:    end while
16:  else
17:     $idx = [1 : N]$ ;
18:  end if
19:   $jx = \text{ceil}(D * \text{rand}(1))$ ; % select the discussion topic among the D available ones
20:   $maxAg = \text{max}(A(jx, idx))$ ; % the maximum value of the jx-th entry of the knowledge vector
21:  % is computed among the idx-interacting agents
22:   $team(jx) = \text{max}(team(jx), maxAg)$ ; % improve the team knowledge on the jx-th entry of the knowledge vector
23: end for
24:  $scoreAgent = \text{sum}(A > \tau) == D$ ; % compute the score of each agent, ie if the agent knowledge is above the threshold on each component
25:  $scoreTeam = \text{sum}(team > \tau) == D$ ; % compute the score of the team, ie if the team knowledge is above the threshold on each component
```

to deal with a task with difficulty τ in a D dimensional knowledge space. Assume also that the knowledge of the i -th agent on the j -th topics is a stochastic variable with a probability distribution $p(x)$ with support $[0, 1]$, hence the probability the i -th agent exceed a level x of knowledge on the j -th topic is given by:

$$\text{Prob}\{K_j^{(i)} \geq x\} = 1 - \int_0^x p(\xi) d\xi. \quad (5)$$

We can thus conclude that the i -th agent is able to solve the D dimensional task characterised by a difficulty τ , with probability

$$\pi^{(i)}(\tau, D) = \left[1 - \int_0^\tau p(\xi) d\xi\right]^D. \quad (6)$$

By its very first definition, the probability distribution of the j -th component of the Collective Mental Map is given by:

$$\text{Prob}\{G_j \geq x\} = 1 - \left(\int_0^x P(\xi) d\xi\right)^N, \quad (7)$$

and thus the probability for the group to solve the D dimensional task with difficulty τ is

$$\Pi_N(\tau, D) = \left[1 - \left(\int_0^\tau P(\xi) d\xi\right)^N\right]^D. \quad (8)$$

Finally the Collective Intelligence for a group of size N would result the difference among the previous two functions:

$$\begin{aligned} CI_N(\tau, D) &:= \Pi_N(\tau, D) - \pi^{(i)}(\tau, D) \\ &= \left[1 - \left(\int_0^\tau P(\xi) d\xi\right)^N\right]^D - \left[1 - \int_0^\tau P(\xi) d\xi\right]^D. \end{aligned} \quad (9)$$

Appendix B: More details about the ABM

As already stated the ABM has been deliberately chosen to be simple enough to be able to control the impact of the different parameters and to obtain an analytical understanding of the process. This last fact relies strongly on the number of meetings we let the agents to have, to discuss about the topics and thus to modify their knowledge vectors. The aim of this section is thus to show some results in this direction.

Roughly speaking the analytical solution provided in the Appendix A is rooted on the assumption that the agents have met sufficiently many times to have discussed any of the D topics of their knowledge vector; indeed if a topics has never been considered, then the group doesn't have any knowledge about it.

By assumption all the agents do attend a team meeting, hence a first bound on the previous condition can be mathematically formulated by solving follows problem: Which is the probability, $P_{N,M}$, that drawing M numbers, with reinsertion, from the set $\{1, \dots, N\}$ will return each number at least one time? Requiring a bound for such probability to being larger than a given threshold, say $1 - \epsilon$, will determine the number of meetings, i.e. M , once we have fixed N . Mathematically one can prove that

$$P_{N,M} = 1 - \sum_{l=1}^N (-1)^l \binom{N}{l} \left(1 - \frac{l}{N}\right)^M,$$

So one can determine M such that $P_{N,M} \geq 1 - \epsilon$, obtaining thus a bound on the number of meetings needed to get an agreement between the analytical results and the ABM. In Fig. 8 we show the error, computed using the 2-norm, between the ABM and the analytical results as a function of the number of meetings once all the agents attend the exchange phase for different lengths of the knowledge vectors, whose entries are distributed according to a tent distribution with parameter $\beta = 1/3$. As expected, for a given size of the error, the larger D the larger is the number of meetings needed.

Another quantity that affect the agreement between the ABM and the analytical solution is the number of agents that participate to the groups meeting; indeed if a number k , strictly smaller than N , of agents do attend, it can

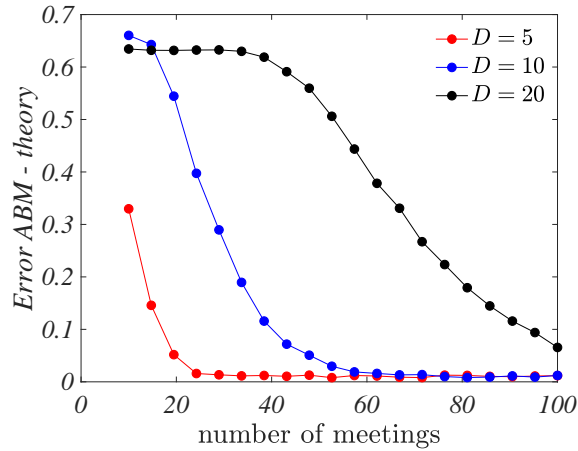


Figure 8: **Impact of the number of meetings.** We compare the numerical results versus the analytical ones as function of the number of meetings once all $N = 5$ agents meet, each curve corresponds to a different length of knowledge vector ($D = 5$ red dots, $D = 10$ blue dots and $D = 20$ black dots).

happen that agents with large entries of their knowledge vector will not share their views and thus the group will not reach the best level. Again, to circumvent this issue one has to let the agents to meet sufficiently many times. In Fig. 9 we report the error, computed using the 2-norm, between the ABM and the analytical results as a function of the number of meetings once $k < N$ agents attend the exchange phase, $k = 2$ (red dots) and $k = 3$ (blue dots), for a group made by $N = 5$ agents each one endowed with a knowledge vector of size 10 whose entries are distributed according to a tent distribution with parameter $\beta = 1/3$. As expected, for a given size of the error, the smaller the size of the discussion group, the larger is the number of meetings needed.

Appendix C: Uniformly distributed knowledge vectors

We hereby assume that agent knowledge is uniformly distributed in $[0, 1]$, namely $p(x) = 1$, hence the general formula for the Collective Intelligence given by Eq.(5) (main text) rewrites as

$$CI_N^{(u)}(\tau, D) = [1 - \tau^N]^D - [1 - \tau]^D. \quad (10)$$

In Fig. 10 we report the results of some numerical implementations of the ABM together with the analytical prediction. First of all we can appreciate the very good description provided by the analytical model. One can also observe that for small τ , namely once the task are simple, then both the group and the average agent perform well, and thus the collective intelligence is small, the added value of the group is negligible with respect to the average agent. Once τ increases, the agent starts to do poorly while the group keeps is high level of success, determining a large value for the collective intelligence. Once τ gets even larger also the groups rate deteriorates and the collective intelligence drop again to 0. Increasing the dimension space D makes the emergence of the collective intelligence even sharper; for $\tau \sim 0.2$ the average agent performs quite well in a 5-dimensional space (left panel), indeed the collective intelligence is about 0.6, while if the dimension doubles (middle panel), then the agent behaviour worsen and the collective intelligence goes beyond 0.8.

Let us conclude that beside such difference the behaviour of CI versus task difficulty is similar in the case of uniformly distributed knowledge vectors or with a preferred value, e.g. the tent distribution. This motivates our claim that the model we built is quite robust with respect to the fine details of the used distributions.

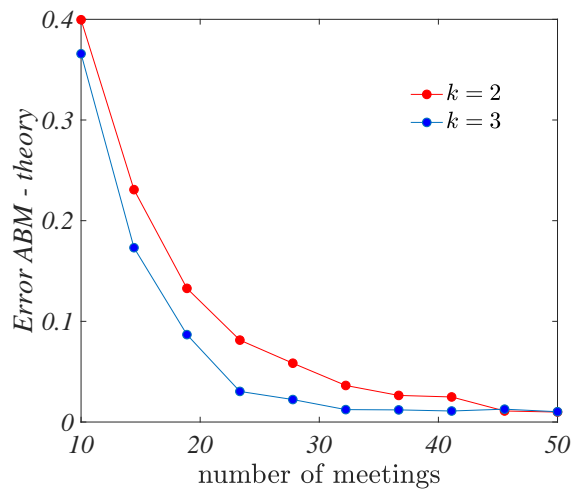


Figure 9: **Impact of the meeting size.** We compare the numerical results versus the analytical ones as function of the number of meetings once groups of size 2 (red dots) or size 3 (blue dots) are formed from a pool of $N = 5$ agents.

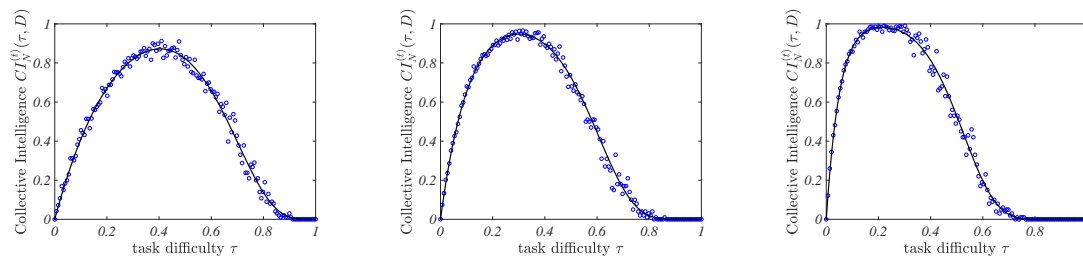


Figure 10: **Collective Intelligence as a function of the task difficulty for a small group.** We compare the numerical results of the ABM (blue dots) versus the analytical one (black lines) describing the collective intelligence for a group made of $N = 5$ agents, as a function of the task difficulty τ in several dimension spaces: $D = 5$ (left panel), $D = 10$ (middle panel) and $D = 20$ (right panel). The agent knowledge levels are drawn from a uniform distribution with support in $[0, 1]$. To reduce the stochastic effects of the model each point has been obtained as the average over 100 independent replicas.

References

- Anderson, P. W. (2011). *More and Different*. World Scientific Publishing Company
- Barlow, J. B. & Dennis, A. R. (2016). Not as smart as we think: A study of collective intelligence in virtual groups. *Journal of Management Information Systems*, 33(3), 684–712
- Bates, T. C. & Gupta, S. (2017). Smart groups of smart people: Evidence for iq as the origin of collective intelligence in the performance of human groups. *Intelligence*, 60, 46–56
- Bates, T. C. & Shieles, A. (2003). Crystallized intelligence as a product of speed and drive for experience: the relationship of inspection time and openness to g and gc. *Intelligence*, 31(3), 275–287

- Baumeister, R. F., Ainsworth, S. E. & Vohs, K. D. (2016). Are groups more or less than the sum of their members? the moderating role of individual identification. *Behavioral and Brain Science*, 39, 1–56
- Beier, M. E. & Ackerman, P. L. (2005). Age, ability, and the role of prior knowledge on the acquisition of new domain knowledge: promising results in a real-world learning environment. *Psychology and aging*, 20(2), 341
- Capraro, V. & Cococcioni, G. (2016). Rethinking spontaneous giving: Extreme time pressure and ego-depletion favor self-regarding reactions. *Scientific reports*, 6, 27219
- Cattell, R. B. (1943). The measurement of adult intelligence. *Psychological bulletin*, 40(3), 153
- Cooper, S., Khatib, F., Treuille, A., Barbero, J., Lee, J., Beenen, M., Leaver-Fay, A., Baker, D., Popović, Z. et al. (2010). Predicting protein structures with a multiplayer online game. *Nature*, 466(7307), 756
- Credé, M. & Howardson, G. (2017). The structure of group task performance - a second look at “collective intelligence”: Comment on woolley et al.(2010).
- Engel, D., Woolley, A. W., Aggarwal, I., Chabris, C. F., Takahashi, M., Nemoto, K., Kaiser, C., Kim, Y. J. & Malone, T. W. (2015). Collective intelligence in computer-mediated collaboration emerges in different contexts and cultures. In *Proceedings of the 33rd annual ACM conference on human factors in computing systems*, (pp. 3769–3778). ACM
- Engel, D., Woolley, A. W., Jing, L. X., Chabris, C. F. & Malone, T. W. (2014). Reading the mind in the eyes or reading between the lines? theory of mind predicts collective intelligence equally well online and face-to-face. *PLoS one*, 9(12), e115212
- Forsyth, D. R. (2018). *Group dynamics*. Cengage Learning
- Gardner, H. (2011). *Frames of mind: The theory of multiple intelligences*. Hachette UK
- Gowers, T. (2009). The polymath blog
URL <https://polymathprojects.org>
- Gowers, T. & Nielsen, M. (2009). Massively collaborative mathematics. *Nature*, 461(7266), 879
- GRAF, V., GIMPEL, H. & BARLOW, J. B. (2019). Clarifying the structure of collective intelligence in teams: A meta-analysis. *Proceedings of Collective Intelligence Conference*
- Guazzini, A., Stefanelli, F., Imbimbo, E., Vilone, D., Bagnoli, F. & Levnajić, Z. (2019). Humans best judge how much to cooperate when facing hard problems in large groups. *Scientific reports*, 9(1), 5497
- Guazzini, A., Vilone, D., Donati, C., Nardi, A. & Levnajić, Z. (2015). Modeling crowdsourcing as collective problem solving. *Scientific reports*, 5, 16557
- Heylighen, F. (1999). Collective intelligence and its implementation on the web: algorithms to develop a collective mental map. *Computational & Mathematical Organization Theory*, 5(3), 253–280
- Horn, J. & Masunaga, H. (2006). A merging theory of expertise and intelligence.
- Horowitz, S., Koepnick, B., Martin, R., Tymieniecki, A., Winburn, A. A., Cooper, S., Flatten, J., Rogawski, D. S., Koropatkin, N. M., Hailu, T. T. et al. (2016). Determining crystal structures through crowdsourcing and coursework. *Nature Communications*, 7, 12549
- Kurvers, R. H., Herzog, S. M., Hertwig, R., Krause, J., Carney, P. A., Bogart, A., Argenziano, G., Zalaudek, I. & Wolf, M. (2016). Boosting medical diagnostics by pooling independent judgments. *Proceedings of the National Academy of Sciences*, 113(31), 8777–8782
- Lam, S. S. (1997). The effects of group decision support systems and task structures on group communication and decision quality. *Journal of Management Information Systems*, 13(4), 193–215
- Lee, J., Kladwang, W., Lee, M., Cantu, D., Azizyan, M., Kim, H., Limpaecher, A., Gaikwad, S., Yoon, S., Treuille, A. et al. (2014). Rna design rules from a massive open laboratory. *Proceedings of the National Academy of Sciences*, 111(6), 2122–2127

- MATLAB (2019). 9.7.0.1247435 (R2019b). The MathWorks Inc.
URL <https://nl.mathworks.com>
- Meudell, P. R., Hitch, G. J. & Boyle, M. (1995). Collaboration in recall: Do pairs of people cross-cue each other to produce new memories? *The Quarterly Journal of Experimental Psychology*, 48(1), 141–152
- Moore, C. & Tenbrunsel, A. E. (2014). “just think about it?” cognitive complexity and moral choice. *Organizational Behavior and Human Decision Processes*, 123(2), 138–149
- Nicolis, G. & Nicolis, C. (2012). *Foundations of Complex Systems: Emergence, Information and Prediction*. World Scientific Publishing Company
- Smith, J. B. (1994). *Collective intelligence in computer-based collaboration*. CRC Press
- Sørensen, J. J. W., Pedersen, M. K., Munch, M., Haikka, P., Jensen, J. H., Planke, T., Andreasen, M. G., Gajdacz, M., Mølmer, K., Lieberoth, A. et al. (2016). Exploring the quantum speed limit with computer games. *Nature*, 532(7598), 210
- Spearman, C. (1904). “general intelligence” objectively determined and measured. *The American Journal of Psychology*, 15(2), 201–292
- Stankov, L. (2003). *Complexity in human intelligence*. American Psychological Association
- Szuba, T. (2001). A formal definition of the phenomenon of collective intelligence and its iq measure. *Future Generation Computer Systems*, 17(4), 489–500
- Wildman, J. L., Thayer, A. L., Rosen, M. A., Salas, E., Mathieu, J. E. & Rayne, S. R. (2012). Task types and team-level attributes: Synthesis of team classification literature. *Human Resource Development Review*, 11(1), 97–129
- Woolley, A. W., Aggarwal, I. & Malone, T. W. (2015). Collective intelligence and group performance. *Current Directions in Psychological Science*, 24(6), 420–424
- Woolley, A. W., Chabris, C. F., Pentland, A., Hashmi, N. & Malone, T. W. (2010). Evidence for a collective intelligence factor in the performance of human groups. *science*, 330(6004), 686–688