

RESEARCH OUTPUTS / RÉSULTATS DE RECHERCHE

Comparison of the ETP-based thrombomodulin assay versus the ETP-based APC resistance assay on the ST Genesia system

Morimont, Laure; Didembourg, Marie; Carlo, Audrey ; Dogné, Jean-Michel; Douxfils, Jonathan

Publication date:
2022

[Link to publication](#)

Citation for published version (HARVARD):

Morimont, L, Didembourg, M, Carlo, A, Dogné, J-M & Douxfils, J 2022, 'Comparison of the ETP-based thrombomodulin assay versus the ETP-based APC resistance assay on the ST Genesia system', ISTH 2022 Congress, London, United Kingdom, 9/07/22 - 13/07/22.

General rights

Copyright and moral rights for the publications made accessible in the public portal are retained by the authors and/or other copyright owners and it is a condition of accessing publications that users recognise and abide by the legal requirements associated with these rights.

- Users may download and print one copy of any publication from the public portal for the purpose of private study or research.
- You may not further distribute the material or use it for any profit-making activity or commercial gain
- You may freely distribute the URL identifying the publication in the public portal ?

Take down policy

If you believe that this document breaches copyright please contact us providing details, and we will remove access to the work immediately and investigate your claim.

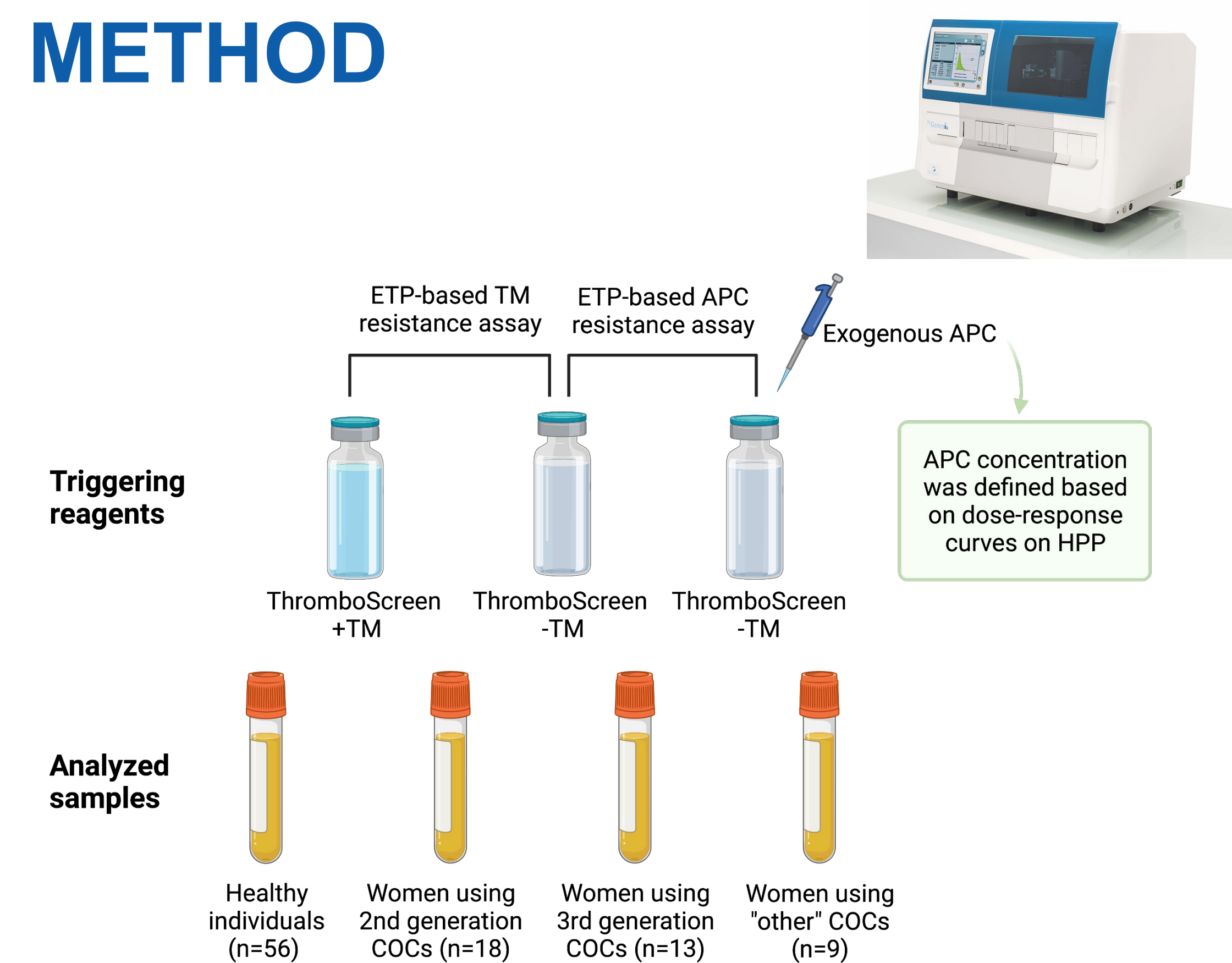
INTRODUCTION

- Activated protein C resistance (APC) resistance in women treated with combined oral contraceptives (COCs) can be measured using the **endogenous thrombin potential (ETP)-based assay** ideally targeting **90% ETP inhibition** in healthy individuals.
- The only commercially available kit for APC resistance assessment on an automated thrombin generation platform, i.e., the ST Genesisia, is the **STG-ThromboScreen** kit which uses **thrombomodulin (TM)** and targets **50% ETP inhibition**.
- Nevertheless, previous assays based on the addition of exogenous APC instead of TM are better known to assess COC-induced APC resistance.

AIM

To compare the sensitivity of the **50% ETP-based TM resistance assay** versus the **90% ETP-based APC resistance assay** (recently implemented) on the ST Genesisia system, in women using COCs.

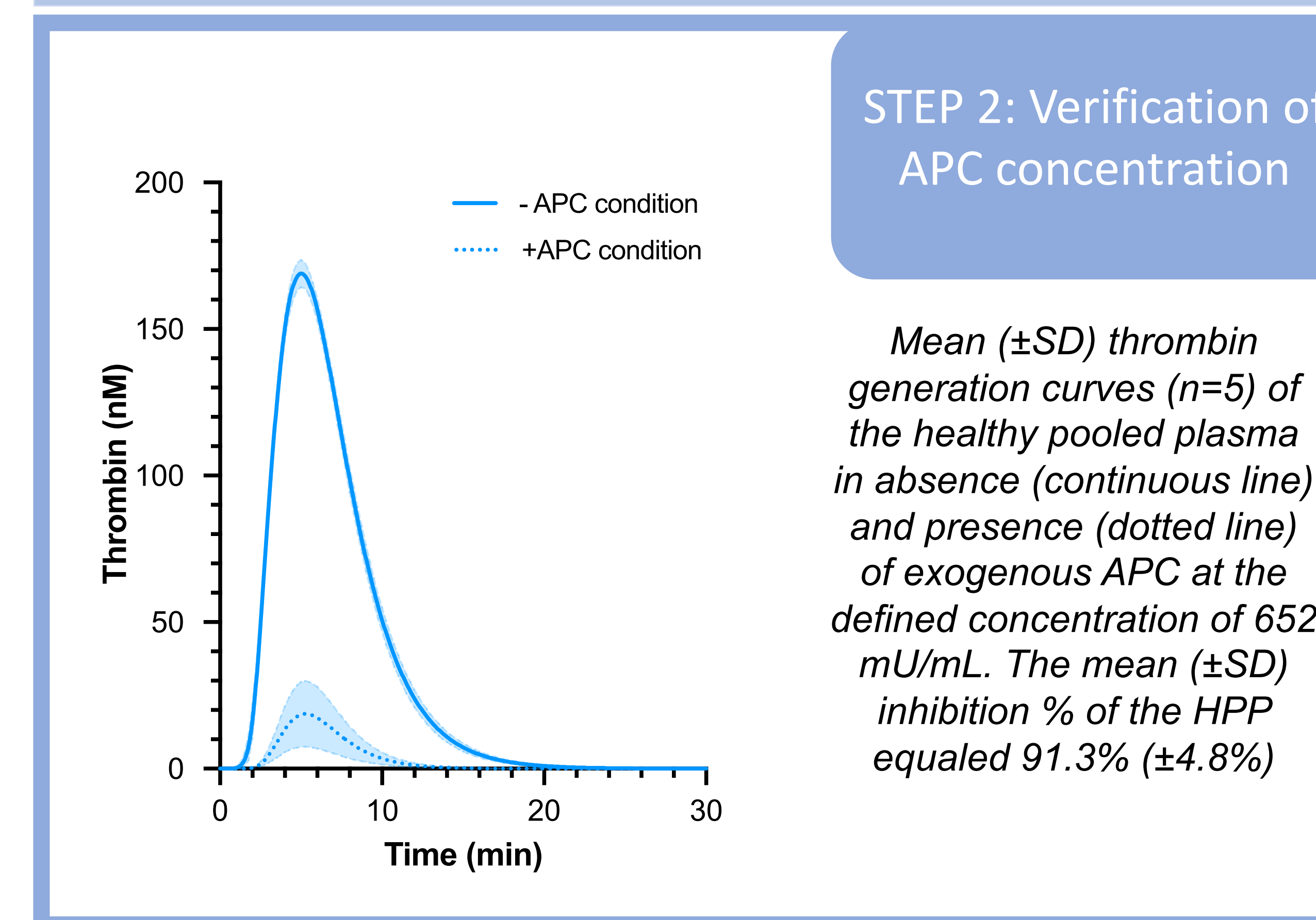
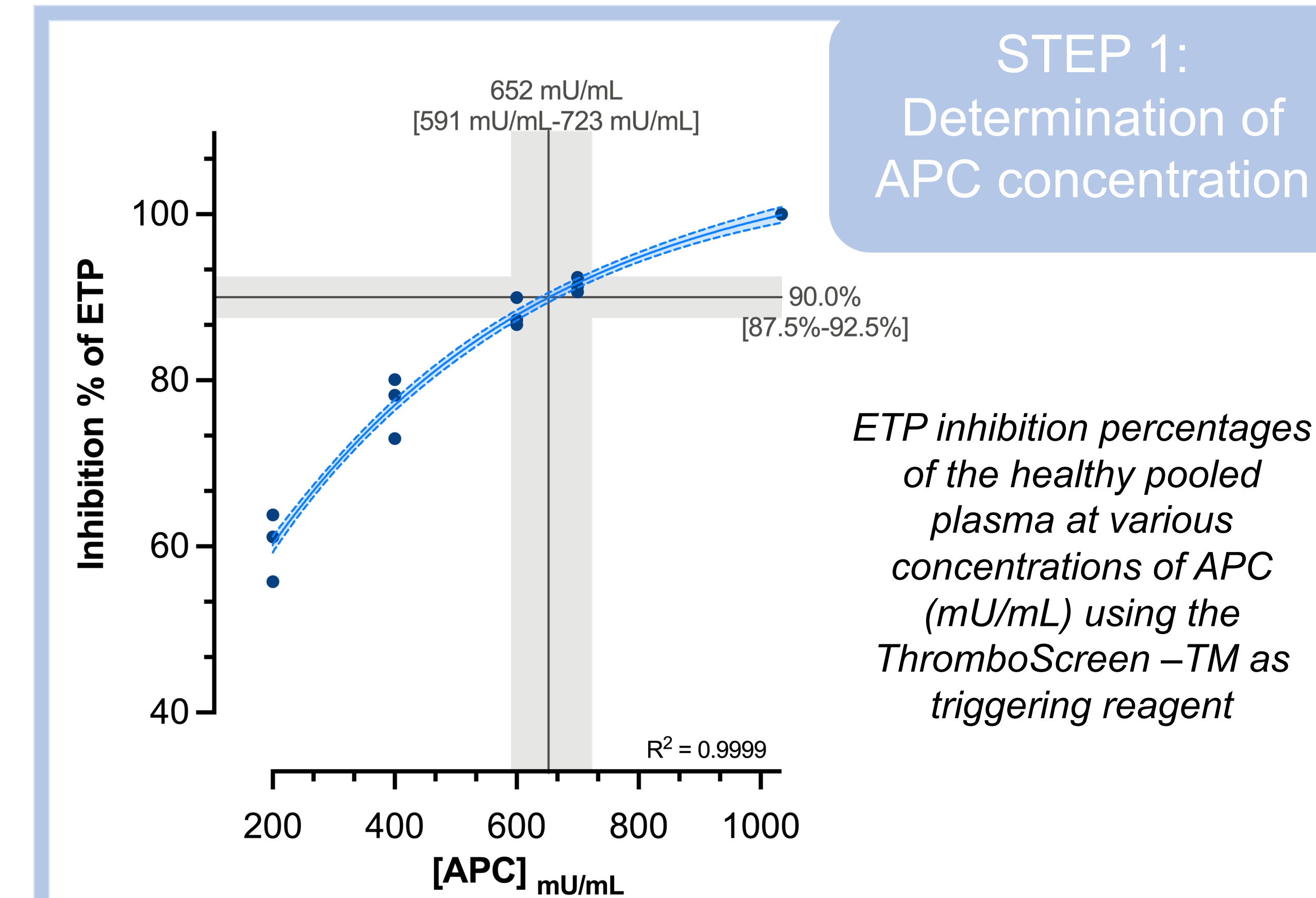
METHOD



Abbreviations

- HPP: healthy pooled plasma (composed of 10 men and 10 women not using hormonal contraception)
- Healthy individuals: men and women not using hormonal contraception
- 2nd generation COCs: combinations of ethinylestradiol (EE) and levonorgestrel
- 3rd generation COCs: combinations of EE and desogestrel or gestodene
- « other » COCs: combinations of EE and drospirenone, dienogest or cyproterone acetate

RESULTS

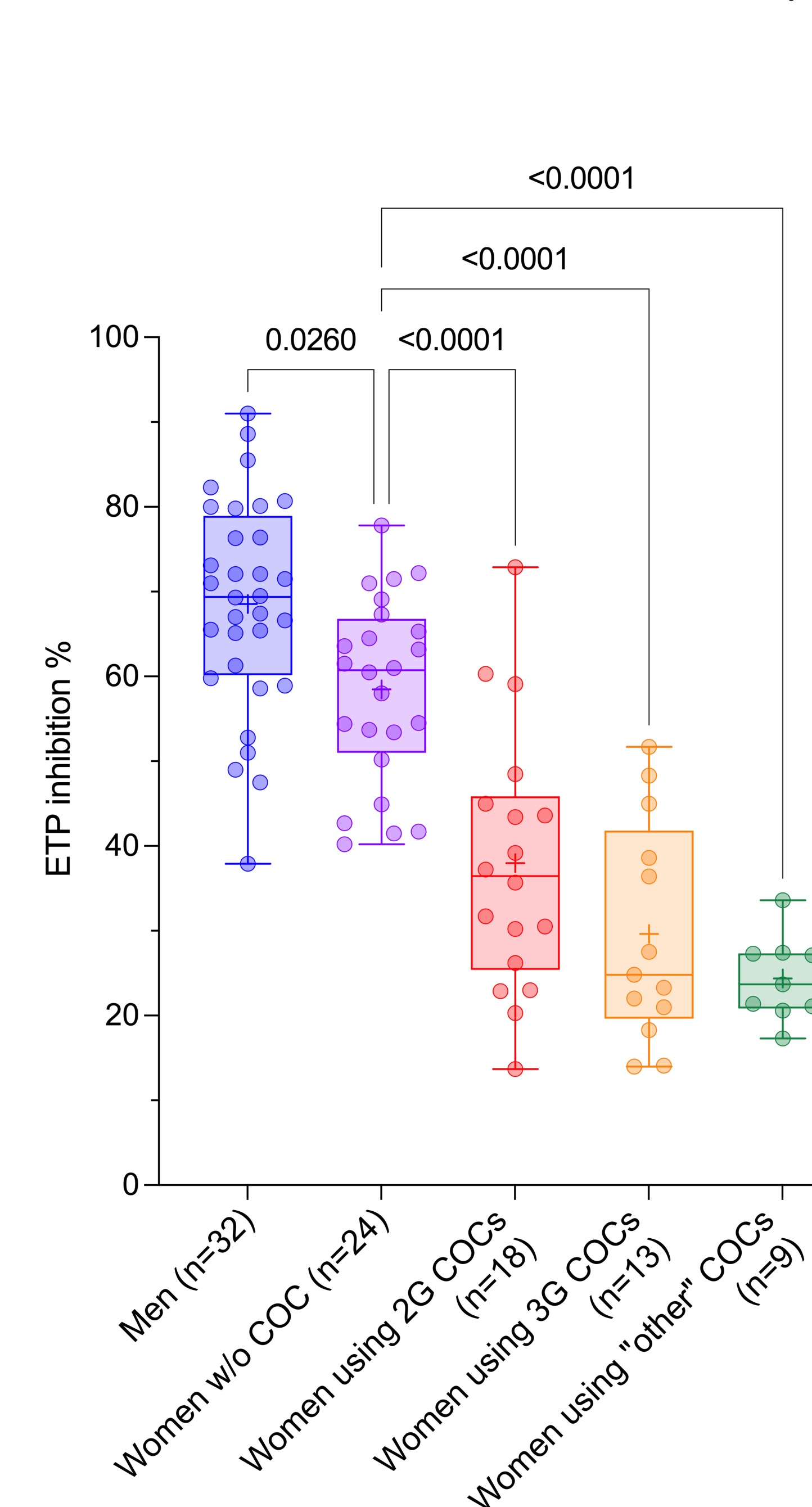


STEP 3: Comparison TM versus APC

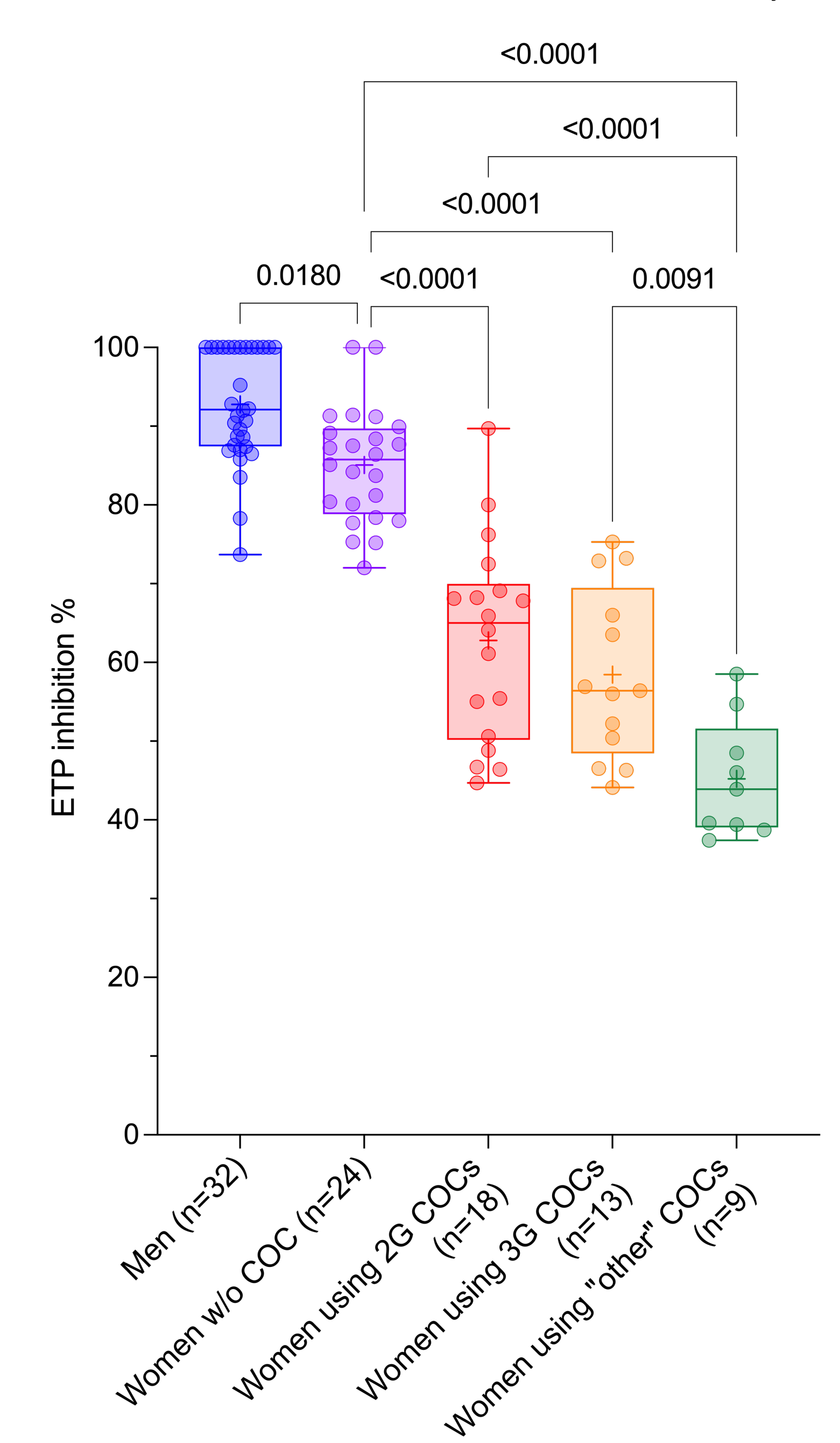
ETP inhibition percentages in presence of TM (A) or exogenous APC (B) of individuals from each subgroup, i.e., healthy individuals, women using 2nd generation COCs; women using 3rd generation COCs and women using the "other" COCs

- The median and the 25th - 75th percentiles of each subgroup are symbolized by boxes; whiskers represent minimum and maximum values. The mean value is represented by a cross.
- Differences between subgroups were assessed by an analysis of variance with Tukey's multiple comparison tests. Threshold for significance was set at 0.05.

A. ETP-based TM resistance assay



B. ETP-based APC resistance assay



CONCLUSIONS

- The **90% ETP-based APC resistance assay** can better discriminate subgroups depending on COC use compared to the 50% ETP-based TM resistance assay. The **ETP-based APC resistance assay** is thus **preferable** as **more sensitive** to the differences of APC resistance level depending on **estrogen-progestin associations** found in COCs.
- Further investigations are required to confirm our results and consider the use of the 90% ETP-based APC resistance assay in clinics.

REFERENCES

Morimont L, Leclercq C, Didembourg M, De Gottal É, Carlo A, Gaspard U, et al. Analytical performance of the endogenous thrombin potential-based activated protein C resistance assay on the automated ST Genesisia system. Research and Practice in Thrombosis and Haemostasis. 2022;6(3).

ACKNOWLEDGEMENTS

This study was financed by QUALIblood s.a., by the Brussels-Wallonia federation (convention no. 8031) and by Diagnostica Stago.

CONTACT INFORMATION

Email: laure.morimont@qualiblood.eu